

AGENDA

LOS ANGELES COUNTY BOARD OF EDUCATION

9300 Imperial Highway, Downey, CA 90242

Phone (562) 922-6128 Fax (562) 469-4399

Board Member Remote Participation:

TO LISTEN BY TELEPHONE: (669) 900-9128

Meeting ID: 822 2518 9839

Passcode: 241814

TO LISTEN TO THE AUDIO STREAM ONLINE: <https://tinyurl.com/LACOEBoardMeeting>

Meeting ID: 822 2518 9839

Passcode: 241814

No. 20: 2023-2024

The full Board agenda will only be accessible through the LACOE Board of Education website at the following link: <https://www.lacoe.edu/Board-of-Education>. Procedure for addressing the Board is posted on the LACOE Board of Education [website](#). To request a disability-related accommodation under the ADA, please call Ms. Beatrice Robles at 562 922-6128 at *least* 24 hours in advance.

Board Meeting February 13, 2024 2:30 p.m.

Ms. Andrade

STUDY SESSION: On Charter Schools: Overview and Discussion of Verified Data for Monitoring Student Academic Growth – 2:30 p.m.

Dr. Chan

Mrs. Foggy-Paxton

Dr. Duardo

Dr. Chan

I. PRELIMINARY ACTIVITIES – 3:00 p.m.

A. Call to Order

B. Pledge of Allegiance

C. Ordering of the Agenda

D. Approval of the Minutes

1. February 6, 2024

II. COMMUNICATIONS: BOARD OF EDUCATION / SUPERINTENDENT / HEAD START POLICY COUNCIL / PUBLIC

III. PRESENTATIONS

Dr. Ramirez

A. Introduction of Head Start and Early Learning Division Policy Council Executive Members to the County Board of Education

IV. HEARINGS (None)

V. REPORTS / STUDY TOPICS

Mr. Valles

A. Los Angeles County Office of Education – Differentiated Assistance Plan 2023-24 – Update

Dr. Ramirez

B. Mid-Year Local Control and Accountability Plan (LCAP) Report

Ms. Kimmel

C. Quarterly Budget Report – 2nd Quarter

VI. CONSENT CALENDAR RECOMMENDATIONS

A. Acceptance of Project Funds No. 65

B. Acceptance Gifts No. 13

VII. RECOMMENDATIONS

- Ms. Kimmel A. Approval of the Los Angeles County Superintendent of Schools and Los Angeles County Board of Education Joint Board Resolution No. 30: to opt into the provisions set forth by the California Uniform Public Construction Cost Accounting Act (CUPCCAA)

VIII. INFORMATIONAL ITEMS

- Dr. Duardo A. Los Angeles County Board of Education Meeting Schedule, Establishment of Meeting Times, Future Agenda Items, Follow up

IX. INTERDISTRICT AND EXPULSION APPEAL HEARINGS (None)

- Dr. Chan **X. ADJOURNMENT**

MINUTES
LOS ANGELES COUNTY BOARD OF EDUCATION
9300 Imperial Highway
Downey, California 90242-2890
Tuesday, February 6, 2024

A meeting of the Los Angeles County Board of Education was held on Tuesday, February 6, 2024 at the Los Angeles County Office of Education Board Room.

PRESENT: Dr. Yvonne Chan, Mr. James Cross, Mrs. Andrea Foggy-Paxton, Ms. Betty Forrester, Dr. Stanley L. Johnson, Jr, Dr. Theresa Montañó* and Dr. Monte E. Perez; Student Board Members: and Ms. Jimena* (**remote*)

OTHERS PRESENT: Dr. Debra Duardo, Superintendent; Administrative Staff: Ms. Beatrice Robles, Principal Executive Assistant, Office of the Superintendent.

STUDY SESSION: A Study Session with an Overview and Discussion of the Process for Material Changes to Charter Petitions was presented by Ms. Vibiana Andrade and Mr. Indra Ciccarelli.

The County Board had a discussion regarding this item.

The following individuals addressed the County Board: Ms. Allison Diaz, r Alejandro Gomez, Mr. Keith Dell'Aquila, and Ms. Maria Genaro.

PRELIMINARY ACTIVITIES

CALL TO ORDER

Dr. Chan called the meeting to order at 3:39 p.m.

Dr. Chan read the LACOE Land Acknowledgement.

PLEDGE OF ALLEGIANCE

Mr. Cross lead the Pledge of Allegiance.

ORDERING OF THE AGENDA

Dr. Duardo said that there were no changes to the Board Agenda.

It was **MOVED** by Mr. Cross, **SECONDED** by Dr. Johnson, and **CARRIED** to approve the Board agenda as presented.

Yes vote: Ms. Jimena, Mr. Cross, Mrs. Foggy-Paxton, Ms. Forrester, Dr. Johnson, Dr. Montañó, Dr. Perez, and Dr. Chan.

APPROVAL OF THE MINUTES -

- January 16, 2024 – *The minutes were approved as presented.*

It was **MOVED** by Mr. Cross, **SECONDED** by Dr. Johnson, and **CARRIED** to approve the January 16, 2024 minutes as presented.

Yes vote: *Ms. Jimena, Mr. Cross, Mrs. Foggy-Paxton, Ms. Forrester, Dr. Johnson, Dr. Montañó, Dr. Perez, and Dr. Chan.*

COMMUNICATIONS: BOARD / SUPERINTENDENT

Ms. Jimena said that the past two weekends, LACHSA has been holding auditions for new Freshmen. She said that she has been assisting with Arts auditions.

Mr. Cross and Mrs. Foggy Paxton indicated that they went to two school visits: Bridges Academy and Magnolia School. He said they had a great visit and were able to see first-hand how students are doing.

Mrs. Foggy-Paxton shared that she went to IPOLY and was excited to see Project Based Learning and lots of civic engagement happening.

Mrs. Forrester thanked Mr. Cross for the clock.

Dr. Johnson said he was fortunate to attend the ALACOSA event, where he spoke.

Dr. Chan said she attended the Head Start Legislative Day last week. She said that the event went extremely well. He encouraged the County Board to attend next year.

Dr. Duardo provided the following highlights to the County Board:

Academic Decathlon

- On Saturday, Jan. 27, LACOE hosted the 42nd annual Los Angeles County Academic Decathlon's "Super Quiz" Competition at San Gabriel High School.
- The event brought together high school teams from across the county for an exciting knowledge showdown.
- Our very own IPoly sent a team this year – I have to give an extra shout to them – because most of the team fell ill and one of our students continued with the competition on behalf of the team.
- Many of our LACOE family members volunteered as speech and interview judges for over 600 students participating.
- The big competition day couldn't have been successful without their help.

CTE Event in Antelope Valley

- Eastside High School film students did a live one-hour broadcast last week for the Career Technical Education quarterly meeting with the Los Angeles County Office of Education.
- Senior Juliana Carreon and sophomore Ramses Reyes co-hosted the live event, which featured interviews with Eastside High administrations, staff and students and Antelope Valley Union High School District administrators.
- The broadcast was for LACOE's Professional Quarterly
- Network Group Career Technical Education professional development. The Zoom meeting had CTE administrators and coordinators from throughout the county.
- The first hour of the broadcast featured a discussion of Eastside High's film pathway, Biomedical Science and Education academies and Sports Med program.

School Financial Services Professional Day

- LACOE's School Financial Services department offered its first in-person SFS Professional Day last Monday, January 29th.
- There were 150 participants from 47 different agencies that joined for a day of learning.
- 20 different breakout sessions were offered, various LACOE units had information tables and lunch was graciously sponsored by our Greater LA Education Foundation and the California Credit Union.
- Thank you to all that made the day of learning possible – and thank you to the districts that joined.

Charter Schools DA Symposium

- I joined our LACOE Team and charter school teams this morning at Almanson Court.
- It was our first ever DA convening for charter schools.
- The turn-out was great – even in this rainy weather.
- Now that County Offices will also support charter schools in DA – this was a great way to start the support to charters.

Ethnic Studies Symposium

- Ethnic Studies Symposium Series: African American Studies
- Tomorrow - February 7 – 8:30AM-3:30PM
- In-person at UCLA's Fowler Museum

COMMUNICATIONS: ASSOCIATIONS

Mr. David Olivares addressed the County Board.

COMMUNICATIONS: PUBLIC

The following individuals addressed the County Board: Martina Rodriguez; Tina Sanipe; Lisa Hairrington; Florence Avognon; Frank Amezcua; Francis Gordon; and Tapau Osborne

PRESENTATIONS (None)

HEARINGS (None)

REPORTS / STUDY TOPICS (None)

CONSENT CALENDAR RECOMMENDATIONS

ACCEPTANCE OF PROJECT FUNDS NO. 63

The Superintendent recommended that the County Board approve the Acceptance of Project Funds No. 63.

ACCEPTANCE OF PROJECT FUNDS NO. 64

The Superintendent recommended that the County Board approve the Acceptance of Project Funds No. 64.

ADOPTION OF BOARD RESOLUTION NO. 29 TO RECOGNIZE AND CELEBRATE THE SPECTRUM OF ASIAN AMERICAN, NATIVE HAWAIIAN, AND PACIFIC ISLANDER (AANHPI) NEW YEAR TRADITIONS

The Superintendent recommended that the County Board adopt Board Resolution No. 29.

It was **MOVED** by Dr. Perez, **SECONDED** by Mr. Cross, and **CARRIED** to approve the Consent Calendar Recommendations.

There were no public speakers on this item.

***Yes vote:** Ms. Jimena, Mr. Cross, Ms. Foggy-Paxton, Ms. Forrester, Dr. Johnson, Dr. Montaña, Dr. Perez, and Dr. Chan.*

RECOMMENDATIONS

APPROVAL OF LACOE LEGISLATIVE PROPOSAL AND POSITION RECOMMENDATION REPORT PRR 1.0 – FEBRUARY 2024

The Superintendent recommended that the County Board approve the LACOE Legislative Proposal and Position Recommendation Report PRR, February 2024.

The County Board had a discussion regarding this item.

It was **MOVED** by Ms. Forrester, **SECONDED** by Mr. Cross, and **CARRIED** to approve the LACOE Legislative Proposal and Position Recommendation Report PRR, dated February 2024.

***Yes vote:** Ms. Jimena, Mr. Cross, Ms. Foggy-Paxton, Ms. Forrester, Dr. Johnson, Dr. Perez, and Dr. Chan.*

INFORMATIONAL ITEMS

GOVERNMENTAL RELATIONS

Ms. Pamela Gibbs, Director of Governmental Relations provided an update to the County Board.

LOS ANGELES COUNTY BOARD OF EDUCATION MEETING SCHEDULE, ESTABLISHMENT OF MEETING TIMES, FUTURE AGENDA ITEMS, AND BOARD FOLLOW UP

Ms. Andrade indicated that the next Board meeting would be on February 13, 2024.

**LOS ANGELES COUNTY BOARD OF EDUCATION'S DECISION
ON INTERDISTRICT ATTENDANCE APPEALS**

ADRIAN N. V. CULVER CITY UNIFIED SCHOOL DISTRICT

The proceedings were conducted in closed session to reach a decision on the interdistrict attendance appeal. Ms. Vibiana Andrade, General Counsel, represented the Los Angeles County Board of Education. Dr. Sonya Smith, Director of Student Support Services, Los Angeles County Office of Education, was also present.

The appellant was not present, but was represented by his mother Ms. Zir Coopers. Ms. Veronica Montes, Director of School and Family Support Services, represented Culver City Unified School District.

Four affirmative votes of the Board are required for an interdistrict appeal to be granted. A roll call vote was taken. Voting yes were Mr. Cross, Mrs. Foggy-Paxton, Ms. Forrester, Dr. Johnson, Dr. Montañó, Dr. Perez, and Dr. Chan. The Appeal was granted.

LOS ANGELES COUNTY BOARD OF EDUCATION'S DECISION ON EXPULSION APPEALS (OPEN SESSION)

CASE NO. 2324-0003 V. SANTA MONICA MALIBU UNIFIED SCHOOL DISTRICT

The expulsion proceedings were conducted in open session, pursuant to the request of the family, to reach a decision on the Expulsion appeal. Both Ms. Vibiana Andrade, General Counsel, and Mr. Patrick Saldana, Deputy General Counsel, provided legal advice to the Los Angeles County Board of Education. Dr. Sonya Smith, Director III of Student Support Services, and Ms. Melissa Schoonmaker, Project Director III, Child Welfare and Attendance Unit, Los Angeles County Office of Education, was also present.

Fact-finding had been conducted by a three-member administrative hearing panel. A copy of the record, a summary of findings and conclusions, and a recommendation by the administrative hearing panel were provided to all parties. The representatives addressed the County Board and responded to questions from the Board.

The appellant was not present, but was represented by Mr. Alexander Rodriguez, Attorney. Ms. Kristen Myers, Attorney; Dr. Antonio Shelton, Superintendent; and Mrs. Tara Brown, Director of Student Service, represented Santa Monica Malibu Unified School District.

The County Board agreed to go into Executive Session with the Office of General Counsel (Time: 5:55-6:15 p.m.).

After the Executive Session, the County Board reconvened in Open Session.

No action was taken by the County Board in Executive Session.

Four affirmative votes of the Board are required for an expulsion appeal to be granted. A yes vote grants the appeal and overturns the expulsion. A no vote denies the appeal and upholds the district's action. A roll call was taken. Voting yes were: Mr. Cross, Mrs. Foggy-Paxton, Ms. Forrester, Dr. Johnson, Dr. Montañó, and Dr. Chan. Dr. Perez abstained. The Appeal was granted and the expulsion was overturned.

Four affirmative votes of the Board are required to direct Santa Monica Unified School District to expunge the record of the student and the records of the District of any references to the expulsion action. A yes vote directs the local board to expunge the records. A no vote does not direct the local board to expunge the records. A roll call vote was taken. Voting yes were: Mr. Cross, Mrs. Foggy-Paxton, Ms. Forrester, Dr. Johnson, Dr. Montañó, and Dr. Chan. Dr. Perez Abstained. The County Board voted to direct the local board to

expunge the record of the pupil and the records of the district of any references to the expulsion action. The expulsion shall be deemed not to have occurred.

ADJOURNMENT

It was **MOVED** by Mr. Cross, **SECONDED** by Ms. Forrester, and **CARRIED** to adjourn the Board meeting.

***Yes vote:** Mr. Cross, Mrs. Foggy-Paxton, Ms. Forrester, Dr. Johnson, Dr. Montaña, Dr. Perez, and Dr. Chan.*

The meeting adjourned at 6:20 p.m.

Board Meeting – February 13, 2024

Item Board Study Session

A. Overview and Discussion of Verified Data for Monitoring Student Academic Growth

The Office of General Counsel and Charter School Office staff will be available for the presentation and to answer questions from the County Board.



**Los Angeles County
Office of Education**



**Presentation to the Los Angeles
County Board of Education
February 13, 2024**


**Cheli Nye, Ed.D.
Coordinator
Charter School Office**

Verified Data

Monitoring Student Academic Growth



Verified Data Review



Agenda:

- Need for Academic Growth Data
- Definition of Verified Data
- Growth Assessment Overview
 - iReady Assessments
 - NWEA Assessments
- Next Steps



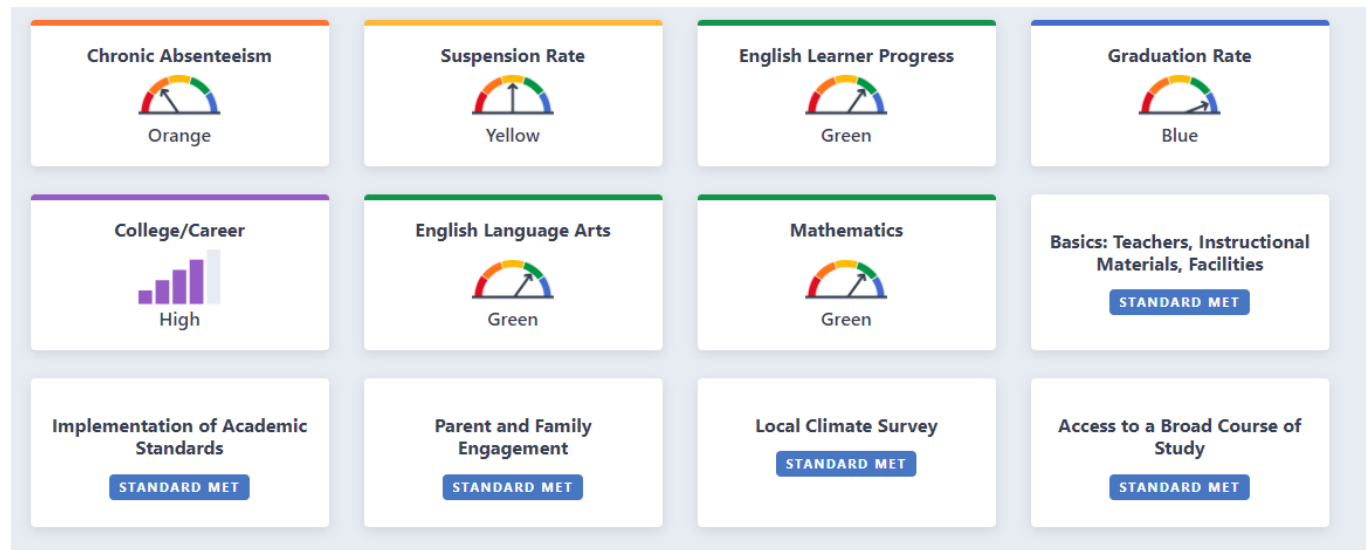
Academic Growth Data

- Individual Level (formative)
 - Important for interventions
 - Used by teachers for lesson plans
 - Drives instruction
- Group Level (summative)
 - Used for annual planning and monitoring
 - Important for renewal



Renewal

California School Dashboard



Performance Level
Categories

High

Middle

Low

High Performance Level Category

- EC 47607(c). During renewal for schools in the high performance level, the charter school authority **shall not deny renewal** for a charter school on the basis of performance.

Middle Performance Level Category

- EC 47607.2(b). During renewal for schools in the middle tier, the charter school authority shall consider:
 - **clear and convincing evidence*** *showing either:*
 - *The school achieved measurable increases in academic achievement as defined by at least one year's progress for each year in school.*
 - *Strong post secondary outcomes as defined by college enrollment, persistence and completion rates equal to similar peers.*

*These must be demonstrated by verifiable data.

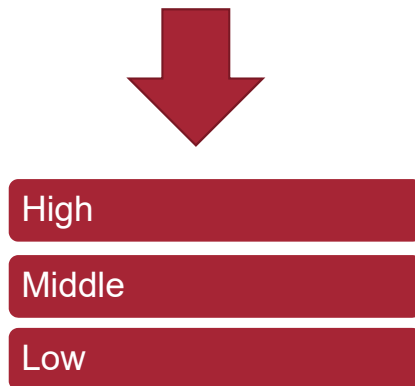
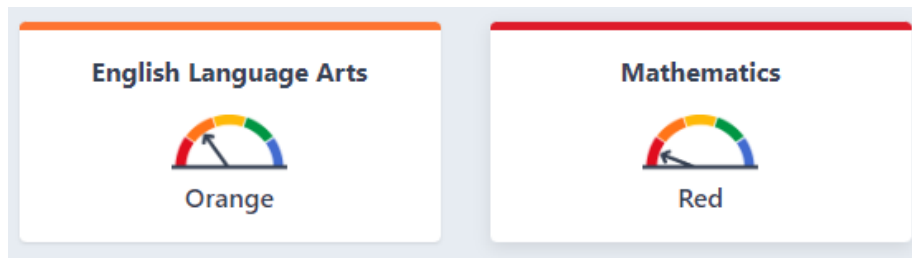
Low Performance Category

- EC 47607.2(a). The charter school authority may renew a charter in the low performance category if:
 - *The charter is taking meaningful steps to address the underlying causes of low performance and those steps are reflected, or will be reflected, in a written plan adopted by the governing board of the charter school.*
 - *There is **clear and convincing evidence*** showing either:*
 - *The school achieved measurable increases in academic achievement as defined by at least one year's progress for each year in school.*
 - *Strong post secondary outcomes as defined by college enrollment, persistence and completion rates equal to similar peers.*

*These must be demonstrated by verifiable data.

Academic Metrics

- CAASPP



Clear and Convincing Evidence

- *Measurable increases in academic achievement*
- OR -
- *Strong post secondary outcomes*
- Used for Renewal
- Recommend same data as MPOs and annual progress

...Verified Data

Verified Data

Verified data is defined by EC 47607.2 as follows:

- Data derived from nationally recognized, valid, peer reviewed, and reliable sources that are externally produced
- Verified data shall include measures of postsecondary outcomes

(EC Section 47607.2[c][2])

CDE Verified Data

- First Adopted in November 2020
- Updated May 2023
- Currently, there are 24 assessments on the adopted verified data list

Requirements:

1. Must be on the approved list
2. Must have 95% of eligible students participate
3. Must be able to disaggregate for student groups

Common Assessment Platforms for LACOE Charters

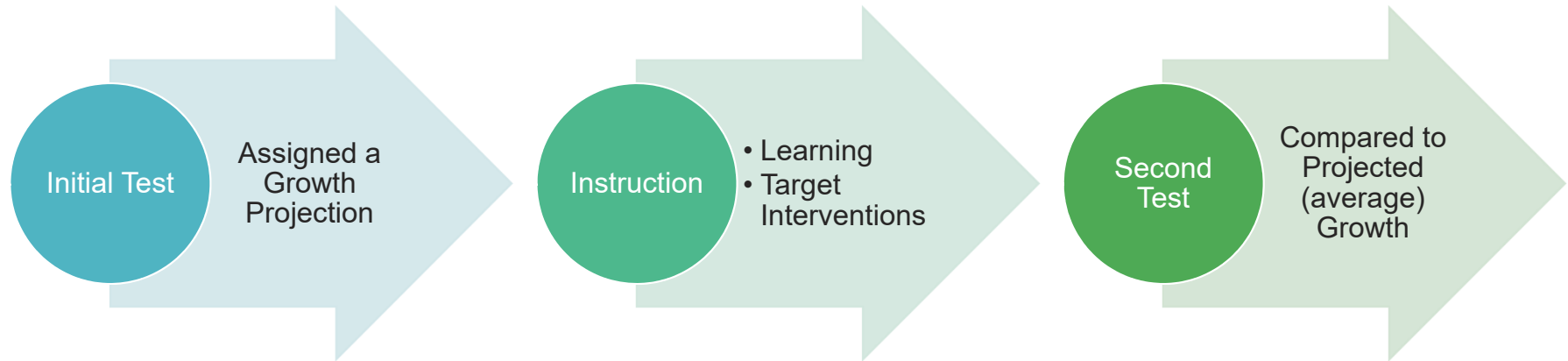
Measures of Academic Progress
(MAP) by NWEA

iReady by Curriculum Associates

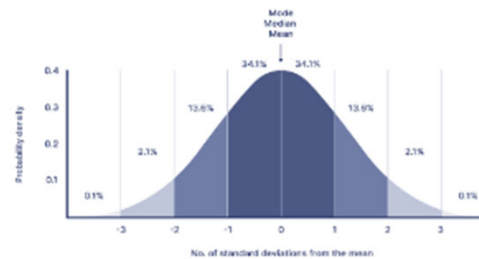
Houghton Mifflin Harcourt Reading
Inventory

Gives Flexibility and allows for
Multiple Measures

Growth Score Model

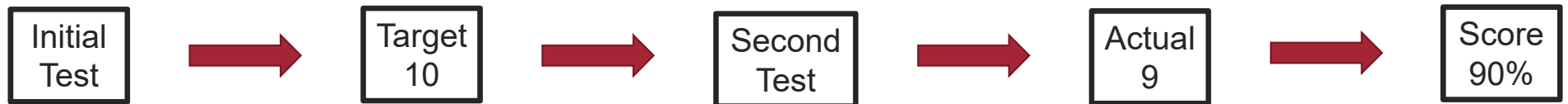


Standard normal distribution



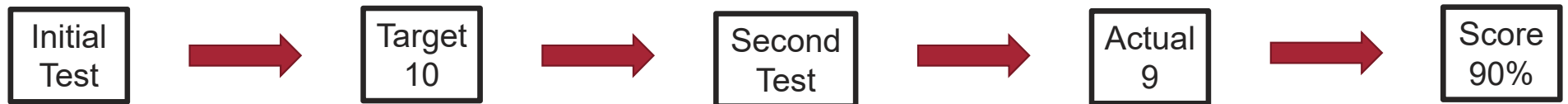
Progress to Annual Typical Growth

Student A

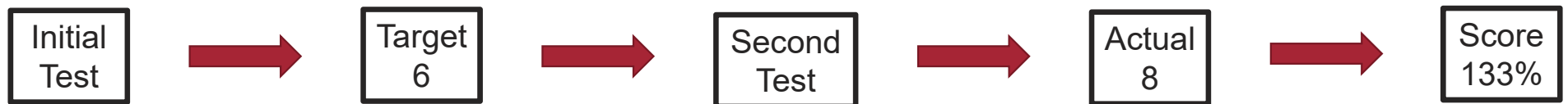


Progress to Annual Typical Growth

Student A

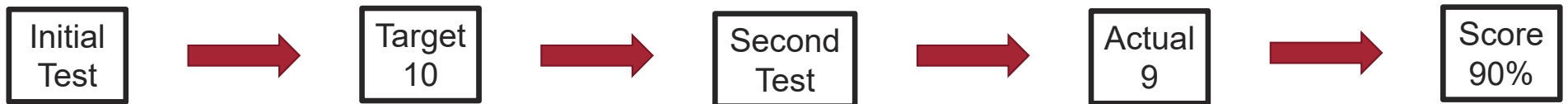


Student B

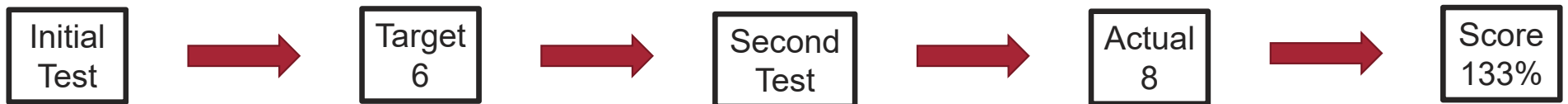


Progress to Annual Typical Growth

Student A



Student B



Median

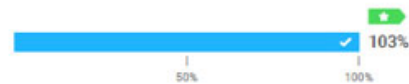
55%, 58%, 67%, 78%, 92%, 92%, 97%, 102%, 102%, 103%, 107%, 107%, 110%, 137%, 155%, 215%, 245%

Diagnostic Growth



Students Assessed/Total: 337/351

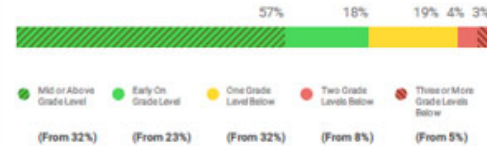
Progress to Annual Typical Growth (Median)



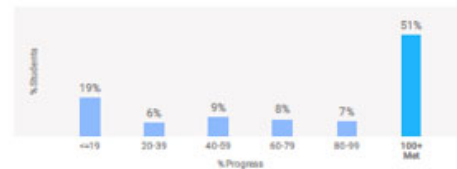
The median percent progress towards Typical Growth for this school is 103%. Typical Growth is the average annual growth for a student at their grade and baseline placement level.

[Learn More About Growth](#)

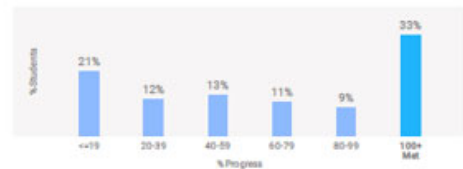
Current Placement Distribution



Distribution of Progress to Annual
Typical Growth



Distribution of Progress to Annual
Stretch Growth®



Choose to Show Results By
Grade

Showing 7 of 7

Grade	Annual Typical Growth		Annual Stretch Growth®		% Students with Improved Placement	Students Assessed/Total
	Progress (Median)	% Met	Progress (Median)	% Met		
Grade K	61%	19%	46%	8%	69%	36/47
Grade 1	102%	50%	74%	27%	68%	44/44
Grade 2	103%	55%	74%	35%	69%	49/49
Grade 3	112%	53%	67%	37%	49%	51/51
Grade 4	93%	49%	55%	24%	47%	51/51

The median is called the Progress to Annual Typical Growth (Progress)

CDE guidelines define at least one year's progress as Progress ≥ 100%

Diagnostic Growth



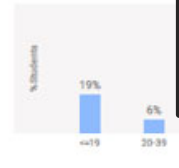
Students Assessed/Total: 337/351

Progress to Annual Typical

The median percent progress to Typical Growth is the average of baseline placement level.

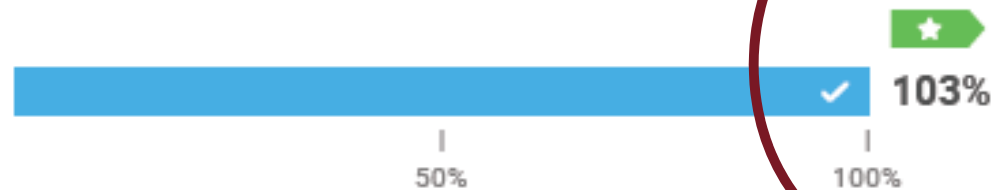
[Learn More About Growth](#)

Dis



Students Assessed/Total: 337/351

Progress to Annual Typical Growth (Median)



Choose to Show Results By
Grade

Showing 7 of 7

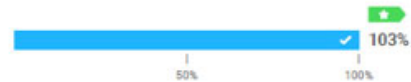
Grade	Annual Typical Growth		Annual Stretch Growth ^B		% Students with Improved Placement	Students Assessed/Total
	Progress (Median)	% Met	Progress (Median)	% Met		
Grade K	61%	19%	46%	8%	69%	36/47
Grade 1	102%	50%	74%	27%	68%	44/44
Grade 2	103%	55%	74%	35%	69%	49/49
Grade 3	112%	53%	67%	37%	49%	51/51
Grade 4	93%	49%	55%	24%	47%	51/51

Diagnostic Growth



Students Assessed/Total: 337/351

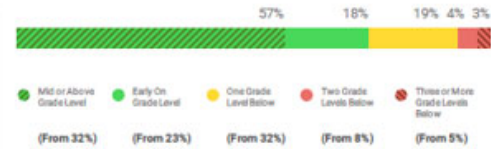
Progress to Annual Typical Growth (Median)



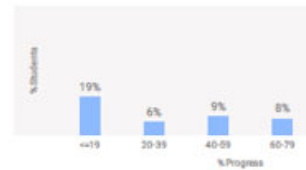
The median percent progress towards Typical Growth for this school is 103%. Typical Growth is the average annual growth for a student at their grade and baseline placement level.

[Learn More About Growth](#)

Current Placement Distribution








Distribution of Progress to Annual Typical Growth



Choose to Show Results By
Grade

Grade	Annual Typical Growth Progress (Median)
Grade K	61%
Grade 1	102%
Grade 2	103%
Grade 3	112%
Grade 4	93%

Grade	Annual Typical Growth	
	Progress (Median)	% Met
Grade K	 61%	19%
Grade 1	 102%	50%
Grade 2	 103%	55%
Grade 3	 112%	53%
Grade 4	 93%	49%

Student Groups

- Reports can be generated for students groups such as English Learners (EL), Students with Disabilities, demographic student groups, etc.
- 22 of 204 students, EL students
- Median score 128%
- Better than school average and non-EL students

Diagnostic Growth



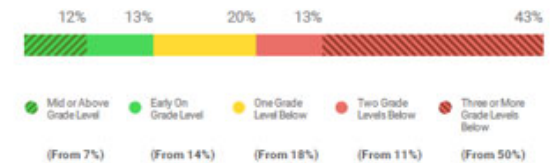
Students Assessed/Total 204/205

Progress to Annual Typical Growth (Median)

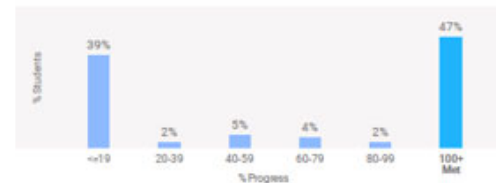


The median percent progress towards Typical Growth for this school is 77%. Typical Growth is the average annual growth for a student at their grade and baseline placement level.

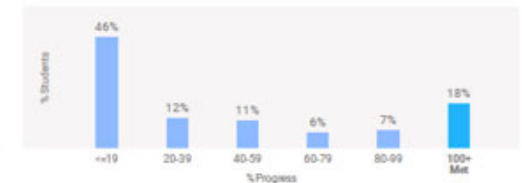
Current Placement Distribution



Distribution of Progress to Annual Typical Growth



Distribution of Progress to Annual Stretch Growth®

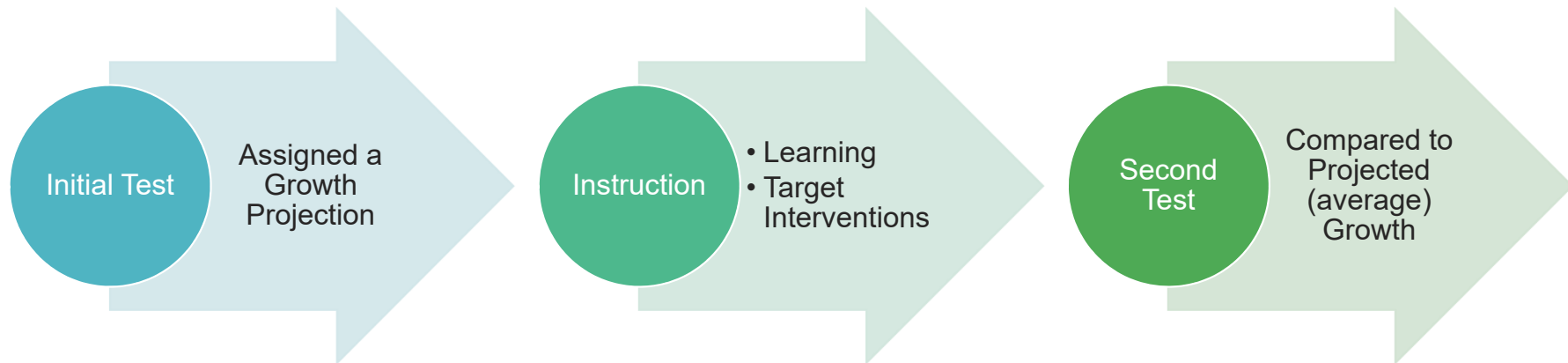


Choose to Show Results By
English Learner

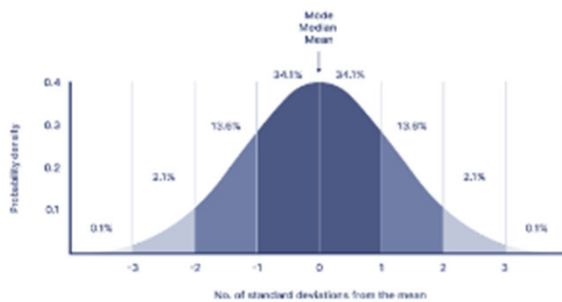
Showing 2 of 2

All	Annual Typical Growth		Annual Stretch Growth®		% Students with Improved Placement	Students Assessed/Total
	Progress (Median)	% Met	Progress (Median)	% Met		
Yes - English Learner	128%	55%	46%	9%	55%	22/22
No - English Learner	75%	46%	26%	19%	46%	182/183

NWEA MAP Assessment



Standard normal distribution



Z-Score Formula

$$z = \frac{\overset{\text{raw score}}{x} - \overset{\text{mean}}{\mu}}{\underset{\text{standard deviation}}{\sigma}}$$

This becomes the CGI



NWEA Conditional Growth Index (CGI)

For groups of students, the CGI score is an averaged of all their individual CGI scores.

If the $\text{CGI} = 0$, this means the student or the group, on average, is making typical annual growth.

CDE defined at least one year's progress for a group of students as a $\text{CGI} \geq -0.2$ to factor in statistical error.





Student Growth Summary Report

Aggregate by School

Term: Spring 2020-2021
District: NWEA Sample District 62

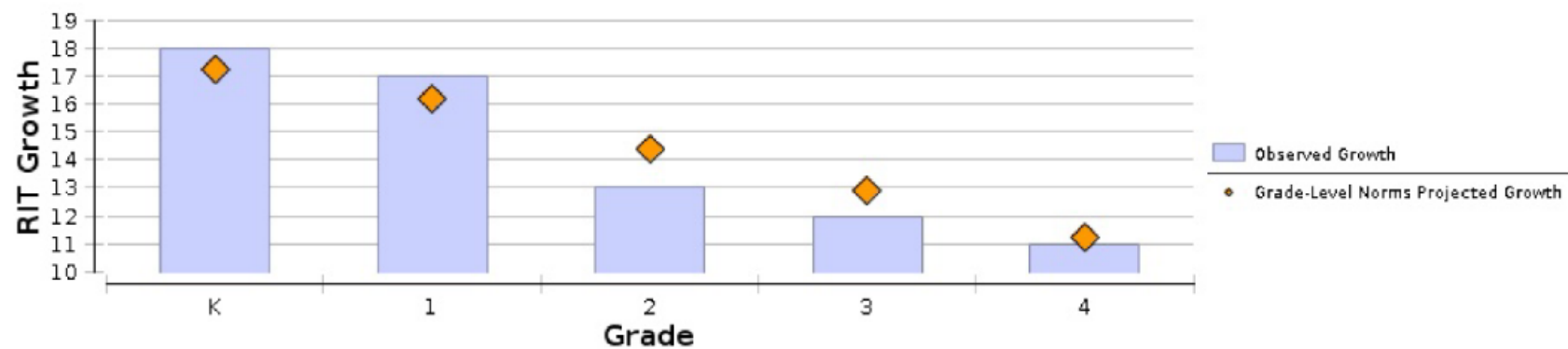
Norms Reference Data: 2020 and User Norms¹.
Growth Comparison Period: Fall 2020 - Spring 2021
Weeks of Instruction: Start - 4 (Fall 2020)
End - 32 (Spring 2021)
Grouping: None
Small Group Display: No

Mesa Verde Elementary School

Math: Math K-12

		Comparison Periods								Growth Evaluated Against						
		Fall 2020			Spring 2021			Growth		Grade-Level Norms			Student Norms			
Grade (Spring 2021)	Total Number of Growth Events [‡]	Mean RIT Score	Standard Deviation	Achievement Percentile	Mean RIT Score	Standard Deviation	Achievement Percentile	Observed Growth	Observed Growth SE	Projected School Growth	School Conditional Growth Index	School Conditional Growth Percentile	Number of Students With Growth Projections	Number of Students Who Met Their Growth Projection	Percentage of Students Who Met Growth Projection	Student Median Conditional Growth Percentile
K	47	141.5	15.6	64	159.9	14.1	71	18	0.8	17.3	0.51	69	47	32	68	62
1	48	165.3	13.9	82	181.9	14.2	81	17	0.8	16.2	0.16	56	48	28	58	60
2	58	179.2	15.9	76	192.2	16.5	67	13	0.8	14.4	-0.62	27	58	27	47	40
3	39	194.9	16.7	86	206.6	17.1	80	12	1.0	12.9	-0.57	29	39	20	51	49
4	143	204.1	19.3	75	215.2	19.1	74	11	0.5	11.2	-0.08	47	143	80	56	55

Math: Math K-12





Student Growth Summary Report

Aggregate by School

Term: Spring 2020-2021
District: NWEA Sample District 62

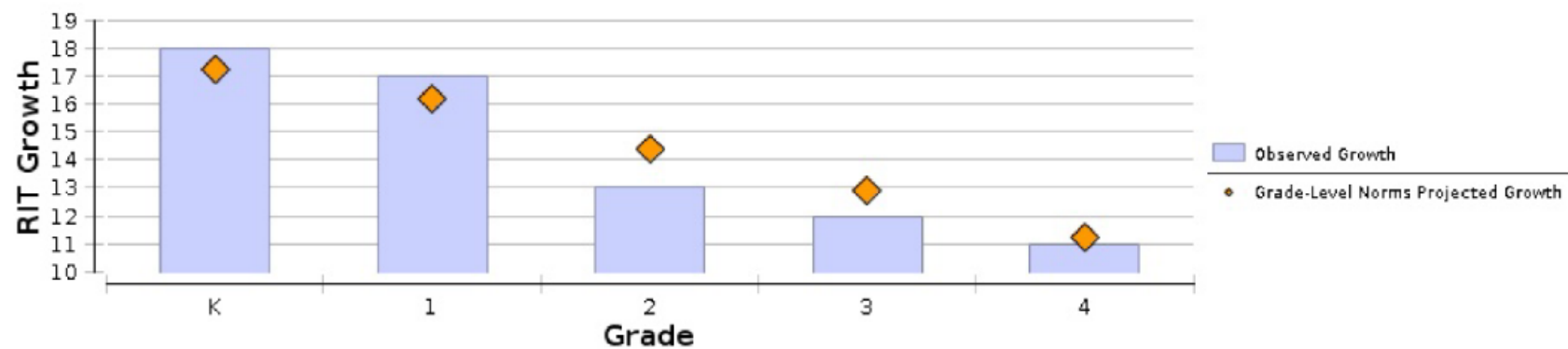
Norms Reference Data: 2020 and User Norms¹.
Growth Comparison Period: Fall 2020 - Spring 2021
Weeks of Instruction: Start - 4 (Fall 2020)
End - 32 (Spring 2021)
Grouping: None
Small Group Display: No

Mesa Verde Elementary School

Math: Math K-12

		Comparison Periods								Growth Evaluated Against							
		Fall 2020			Spring 2021			Growth		Grade-Level Norms			Student Norms				
Grade (Spring 2021)	Total Number of Growth Events ²	Mean RIT Score	Standard Deviation	Achievement Percentile	Mean RIT Score	Standard Deviation	Achievement Percentile	Observed Growth	Observed Growth SE	Projected School Growth	School Conditional Growth Index	School Conditional Growth Percentile	Number of Students With Growth Projections	Number of Students Who Met Their Growth Projection	Percentage of Students Who Met Growth Projection	Student Median Conditional Growth Percentile	
K	47	140.5	15.6	64	159.9	14.1	71	18	0.8	17.3	0.51	69	47	32	68	62	
1	48	165.3	13.9	82	181.9	14.2	81	17	0.8	16.2	0.16	56	48	28	58	60	
2	58	179.2	15.9	76	192.2	16.5	67	13	0.8	14.4	-0.62	27	58	27	47	40	
3	39	194.9	16.7	86	206.6	17.1	80	12	1.0	12.9	-0.57	29	39	20	51	49	
4	143	204.1	19.3	75	215.2	19.1	74	11	0.5	11.2	-0.08	47	143	80	56	55	

Math: Math K-12





Student Growth Summary Report

Aggregate by School

Term: Spring 2020-2021
District: NWEA Sample District 62

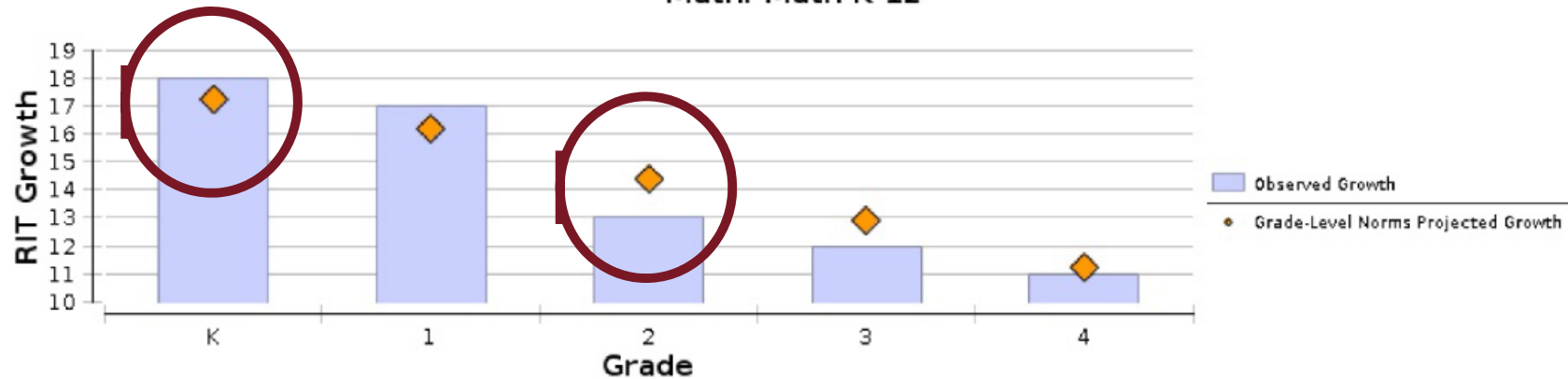
Norms Reference Data: 2020 and User Norms¹.
Growth Comparison Period: Fall 2020 - Spring 2021
Weeks of Instruction: Start - 4 (Fall 2020)
End - 32 (Spring 2021)
Grouping: None
Small Group Display: No

Mesa Verde Elementary School

Math: Math K-12

		Comparison Periods								Growth Evaluated Against						
		Fall 2020			Spring 2021			Growth		Grade-Level Norms			Student Norms			
Grade (Spring 2021)	Total Number of Growth Events‡	Mean RIT Score	Standard Deviation	Achievement Percentile	Mean RIT Score	Standard Deviation	Achievement Percentile	Observed Growth	Observed Growth SE	Projected School Growth	School Conditional Growth Index	School Conditional Growth Percentile	Number of Students With Growth Projections	Number of Students Who Met Their Growth Projection	Percentage of Students Who Met Growth Projection	Student Median Conditional Growth Percentile
K	47	141.5	15.6	64	159.9	14.1	71	18	0.8	17.3	0.51	69	47	32	68	62
1	48	165.3	13.9	82	181.9	14.2	81	17	0.8	16.2	0.16	56	48	28	58	60
2	58	179.2	15.9	76	192.2	16.5	67	13	0.8	14.4	-0.62	27	58	27	47	40
3	39	194.9	16.7	86	206.6	17.1	80	12	1.0	12.9	-0.57	29	39	20	51	49
4	143	204.1	19.3	75	215.2	19.1	74	11	0.5	11.2	-0.08	47	143	80	56	55

Math: Math K-12





Student Growth Summary Report

Aggregate by School

Term: Spring 2020-2021
District: NWEA Sample District 62

Norms Reference Data
Growth Comparison
Weeks of Instruction

Grouping:
Small Group Display

Mesa Verde Elementary School

Math: Math K-12

		Comparison Periods								Growth			Growth Index	Student Median Conditional Growth Percentile
		Fall 2020			Spring 2021			Growth		Grade-Level Norms				
Grade (Spring 2021)	Total Number of Growth Events†	Mean RIT Score	Standard Deviation	Achievement Percentile	Mean RIT Score	Standard Deviation	Achievement Percentile	Observed Growth	Observed Growth SE	Projected School Growth	School Conditional Growth Index	School Conditional Growth Percentile		
K	47	141.5	15.6	64	159.9	14.1	71	18	0.8	17.3	0.51	69		
1	48	165.3	13.9	82	181.9	14.2	81	17	0.8	16.2	0.16	56		
2	58	179.2	15.9	76	192.2	16.5	67	13	0.8	14.4	-0.62	27		
3	39	194.9	16.7	86	206.6	17.1	80	12	1.0	12.9	-0.57	29		
4	143	204.1	19.3	75	215.2	19.1	74	11	0.5	11.2	-0.08	47		

Grade-Level Norms

School Conditional Growth Index

0.51

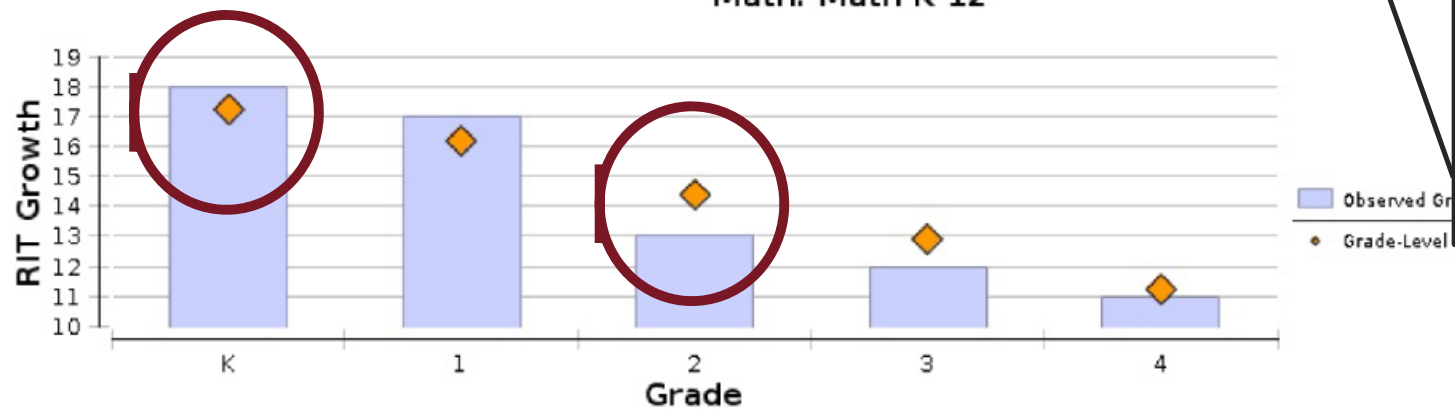
0.16

-0.62

-0.57

-0.08

Math: Math K-12

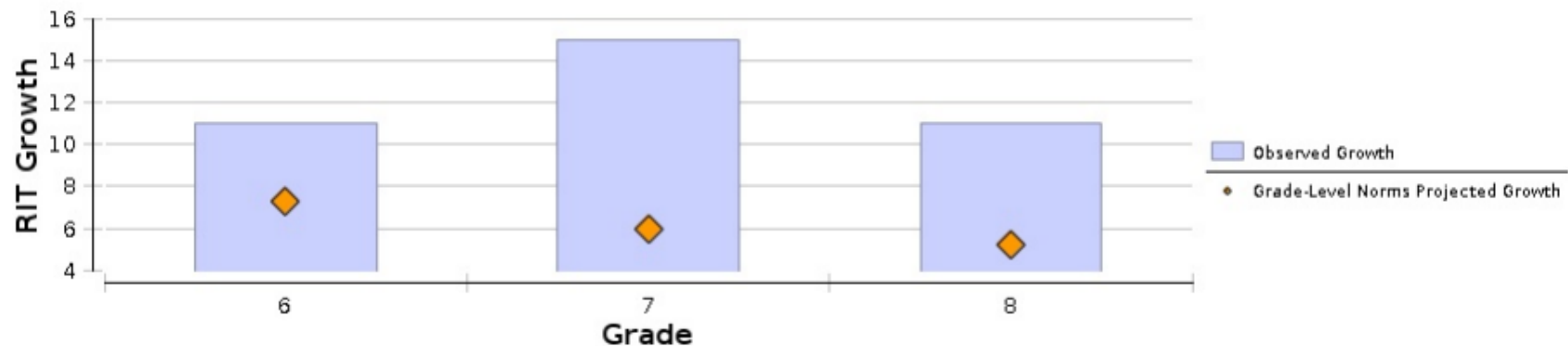


Whole Group and Student Group

Math: Math K-12

		Comparison Periods								Growth Evaluated Against							
		Fall 2021			Spring 2022			Growth		Grade-Level Norms			Student Norms				
Grade (Spring 2022)	Total Number of Growth Events	Mean RIT Score	Standard Deviation	Achievement Percentile	Mean RIT Score	Standard Deviation	Achievement Percentile	Observed Growth	Observed Growth SE	Projected School Growth	School Conditional Growth Index	School Conditional Growth Percentile	Number of Students With Growth Projections	Number of Students Who Met Their Growth Projection	Percentage of Students Who Met Growth Projection	Student Median Conditional Growth Percentile	
6	31	198.2	8.9	2	209.6	12.3	7	11	1.6	7.3	1.94	97	31	21	68	83	
Black or African American	3	*			*			*					*				
Hispanic or Latino	28	198.3	9.3	2	210.0	12.7	8	12	1.7	7.3	2.08	98	28	19	68	83	
7	21	207.0	8.1	7	222.2	10.6	34	15	1.6	5.9	4.66	99	21	19	90	97	
Black or African American	1	*			*			*					*				
Hispanic or Latino	20	207.7	7.8	9	222.6	10.8	36	15	1.6	6.0	4.50	99	20	18	90	97	
8	16	217.1	12.4	23	227.6	15.1	42	11	2.4	5.3	2.25	99	16	11	69	62	
Black or African American	3	*			*			*					*				
Hispanic or Latino	13	217.5	13.6	24	228.5	16.1	46	11	2.9	5.3	2.47	99	13	9	69	64	

Math: Math K-12



Next Steps

- Verified data is a crucial component in our monitoring work
- Linked to Measurable Pupil Outcomes, LCAP Data, Action Plans, and Renewals
- State Student Growth Model will only be available for grades 4-8
- The Charter School Office will continue to familiarize ourselves with other platforms as needed.





Questions?



Board Meeting – February 13, 2024

Item III. Presentations

A. Introduction of Head Start and Early Learning Division Policy Council Executive Members to the County Board of Education

Background

In accordance with Title 45 of the Code of Federal Regulations (CFR) § 1301, the Policy Council and Governing Body shall work together and share the responsibility of overseeing the delivery of high-quality Head Start and Early Head Start services to children and families.

Each December, the Policy Council seats new members elected from each of LACOE's delegate agencies. The Policy Council then elects officers to form the Executive Committee. The committee works in partnership with key management staff to ensure that the Policy Council participates in shared decision making with the Superintendent and Board of Education. This includes ensuring that accurate, updated information is communicated to parents and community members served by Head Start and Early Head Start programs.

Luis Bautista, Head Start and Early Learning Division Executive Director, will introduce the Policy Council Executive Committee members and governance staff.

Officers

- Leishay Bachler, Foundation for Early Childhood Education, Inc., Chairperson
- Diana Ramirez, Foundation for Early Childhood Education, Inc., Vice Chairperson
- Irene Cano, Garvey SD, Treasurer
- Krystail Cousins, Mexican American Opportunity Foundation, Parliamentarian
- Ana Vasquez, Former Parent Community Representative, Recording Secretary
- Darya Carranza, Norwalk-La Mirada USD, Corresponding Secretary
- Kristina Orosco, Pomona USD, Sergeant at Arms
- Sandra Rodriguez, Former Parent Community Representative, PTA President

Board Meeting – February 13, 2024

Item V. Reports / Study Topics

A. Los Angeles County Office of Education – Differentiated Assistance Plan 2023-24 – Update

An update on the statewide system of support on the Differentiated Assistance plans for 2023-24, will be provided to the County Board.

Mr. Ruben Valles, Chief Academic Officer and staff will be available for the presentation and to answer questions from the County Board.

California Dashboard Fall 2023 for Los Angeles County Charter Schools (DA Eligible)

[illegible]

Key: EL=English Learners; FOS=Foster Youth; Hom=homeless Youth; AA=African American; AI=American Indian; AS=Asian; FI-Filipino; HI=Hispanic; MR=2 or more races; PI=Pacific Islander; SED=Socioeconomically Disadvantaged; SWD=Students with Disabilities; WH=White

Numbers correspond to the 5x5 grid* performance levels, which reflect a combination of current-year status and the change from the prior year's status

*The numbers for the College/Career Indicator reflect lowest (1) to highest (5) status this year, as the 5x5 is not applied this year

California Dashboard Fall 2023 for Los Angeles County School Districts

[illegible]

Board Meeting – February 13, 2024

Item V. Reports / Study Topics

B. Mid-Year Local Control and Accountability Plan (LCAP) Report

Senate Bill 114 added a requirement for LEAs to present a mid-year report on the Local Control and Accountability Plan (LCAP) and Budget Overview for Parents (BOP) on or before February 28, 2024 at a regularly scheduled board meeting.

The Mid-Year LCAP Report will be provided and includes the following:

- All available midyear outcome data related to metrics identified in the current LCAP; and,
- All available midyear actions and expenditures to date compared to the amount budgeted.



Mid-Year LCAP Update

February 13, 2024



Los Angeles County
Office of Education

Background

Senate Bill 114 (2023) added a requirement for LEAs to present a report on the annual update to the Local Control and Accountability Plan (LCAP) and Budget Overview for Parents (BOP) on or before February 28 each at a regularly scheduled meeting of the governing board or body of the LEA.

The report must include the following:

- All available midyear outcome data related to metrics identified in the current LCAP; and,
- All available midyear expenditures and implementation data on all actions identified in the current LCAP.



Mid-Year LCAP Highlights

Student academic performance:

- Graduation rates
- Attendance rates
- Decrease in suspensions at CCS
- Academic Progress

Impact to the Budget Overview for Parents

When the LACOE adopted our LCAP and Budget on June 20, 2023, the state budget act was not complete. The adopted state budget included additional funds that were not anticipated by our LEA. The impact to our adopted Budget Overview for Parents is as follows:

Item	As adopted in BOP	Amount per Budget Act
Total LCFF Funds	\$170,508,313	\$182,168,229
LCFF Supplemental/ Concentration Grants	\$3,599,313	\$6,395,179

LCAP Goal 1

All students will have equitable access to a 21st century education by providing them with standards-aligned instructional materials and with the technology skills needed to become college and career ready.



LCAP Goal 1 - Metrics




Graduation Rate

Desired Outcome: Increase by 2% points or maintain a rate of 98% or higher



Drop-out Rates

Desired Outcome: Zero dropouts



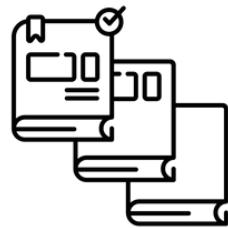
College Credit Course Rate

Desired Outcome: Increase 50% or higher



CTE Pathways

Desired Outcome: 4% completion rate



A-G Completion

Desired Outcome: 90% rate or higher



AP Exam

Desired Outcome: Increase passing at least 1%




EAP Rate

Desired Outcome: ELA 61% and Math 42%



CTE Certification

Desired Outcome: 40% increase



Instructional Materials

Desired Outcome: 100%



Facilities

Desired Outcome: 90% or higher



Academic Standards

Desired Outcome: 100%




LCAP Goal 1 – Metrics


Mid-Year Outcome

Graduation Rate 2022-2023
JCS/CCS (42.4%) ● IPOLY (98.9%) ● LACHSA (91.2%) ●


College Credit Rate (47.6%) - CA Dashboard 2022-23



A-G Completion - (68.7%) - CA Dashboard 2022-23




CTE Pathway (0% Specialized HS, JCS, and CCS) 2022-23




LCAP Goal 1 – Metrics

Mid-Year Outcome


CTE OSHA Certification (20% - Local Indicator)




2022-23 Advanced Placement Examination
(76% - LACHSA)



EAP (ELA 53.5%, Math 26.7% 2022-23 CAASPP)






Standard-aligned Materials (100% SARC 2023-24)



LCAP Goal 1 – Metrics

Mid-Year Outcome

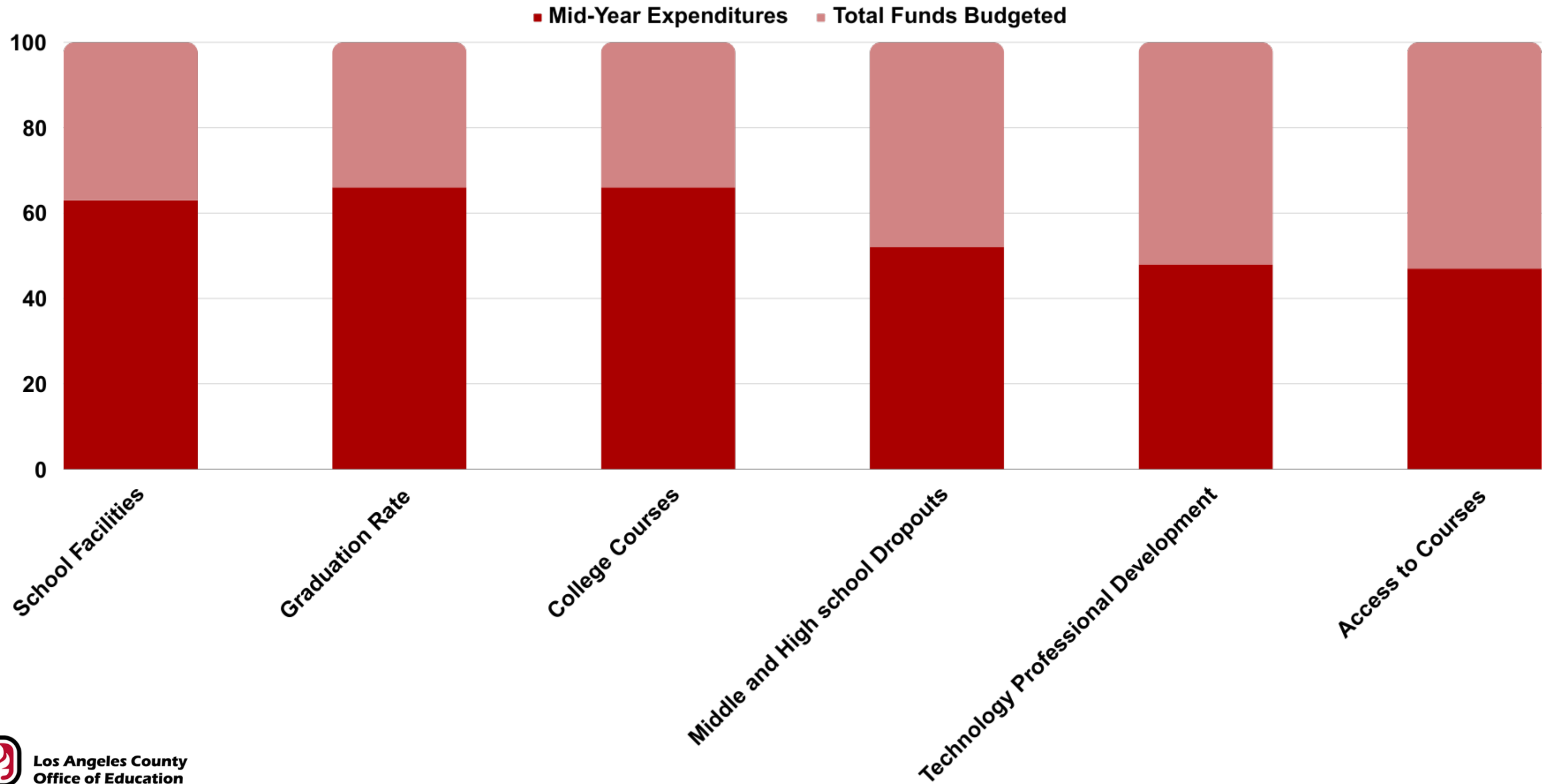
Implementation of Academic & Content Standards (100%)	
2023-24 School Facilities (90%), SARC	
Dropout Rates (Middle school - 0 Students, High school - 3 Students, YTD 2023-24)	

LACOE Goal 1 Unmet Metrics Action Steps

Unmet Metric Outcome	Steps to Address
Graduation Rate LACHSA	<ul style="list-style-type: none"> • Monitoring progress to support with early intervention • Grade level teams focus on struggling learner • Implementation of mastery-based grading practices
CTE Pathway	<ul style="list-style-type: none"> • Increase participation • New LACHSA pathway expected to produce the outcomes until the 3rd or 4th pathway year.
CTE OSHA Certification	<ul style="list-style-type: none"> • Developing a system to ensure there are increased completions.
Early Assessment Program	<ul style="list-style-type: none"> • Implementing Professional Development to support students on ELA and math content areas via the intended curriculum and standards-based instruction. • Strengthening academic supports • Data analysis and target instruction • Use of interim assessments to guide instruction



LCAP Goal 1 – Actions & Expenditures



LCAP Goal 2

Students will be provided with multi-tiered systems of support including community engagement to address their mental health and social emotional well-being to decrease suspensions and increase student engagement.



LCAP Goal 2 - Metrics



Attendance Rates

Desired Outcome: Increase by 1%



Expulsion Rate

Desired Outcome: 0%




Mental Health PD

Desired Outcome: 100% of staff



Suspension Rate

Desired Outcome: Max 20% JCS, 5% CCS and 1% IPoly and LACHSA



Chronic Absenteeism

Desired Outcome: 19% or less



Parental Engagement

Desired Outcome: 20% parent participation
PFEC meetings



LCAP Goal 2 – Metrics

YTD 2023-24 Attendance Rate

JCS (94.1%)



LACHSA (92.7%)



Mid-Year Outcome

CCS (74.3%)



IPOLY (95.7%)



YTD 2023-24 Chronic Absenteeism

JCS (16.3%)



LACHSA (25.7%)



Mid-Year Outcome

CCS (66.4%)




IPOLY (8.2%)




LCAP Goal 2 – Metrics

YTD 2023-24 Suspension Rate

JCS (21.5%)



LACHSA (0%)



Mid-Year Outcome

CCS (2.05%)



IPOLY (0%)



YTD 2023-24 Expulsion Rate

Expulsion Rate (0%)




Mid-Year Outcome

LCAP Goal 2 – Metrics

Mid-Year Outcome

Professional Development



Parent Participation

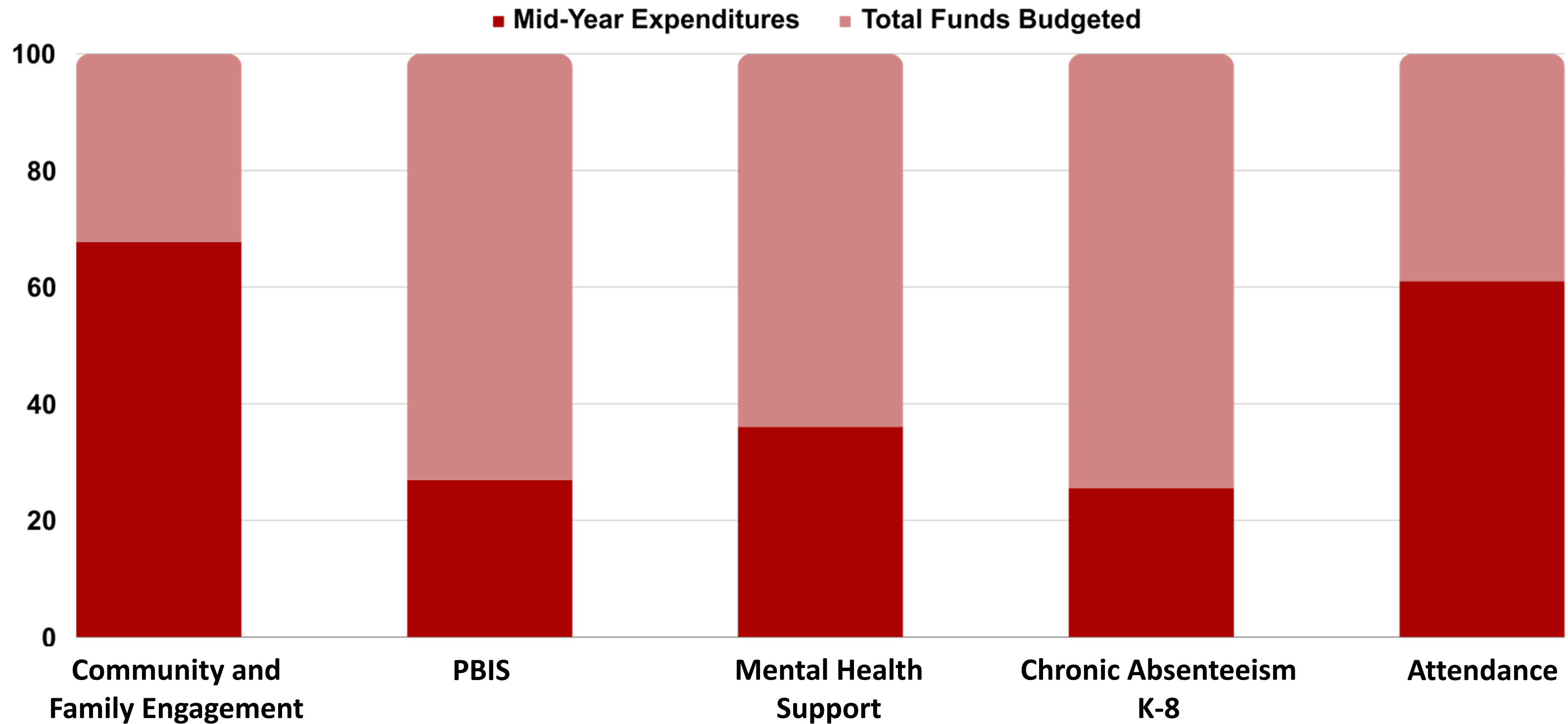


LACOE Goal 2 Unmet Metrics Action Steps

Unmet Metric Outcome	Steps to Address
Chronic Absenteeism	<ul style="list-style-type: none">• School staff follows up with students with non-probation related attendance concerns. Students are offered supports on SEL and PBIS expectations.• Collaborate with Community Schools staff on supporting students with attendance concerns• Hold Student Planning Team meetings (SPTs)• Phone calls to home• Create attendance plan• Implement an end of year attendance roundup



LCAP Goal 2 – Actions & Expenditures



LCAP Goal 3

All students will be assigned the necessary support, including a fully credentialed teacher, required to close the opportunity gap and ensure they make expected progress on statewide assessments as well as improve overall English proficiency.

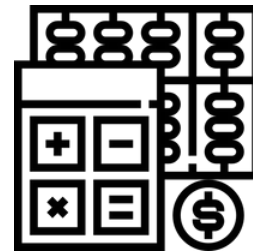


LCAP Goal 3 - Metrics




CAASPP – ELA and Math

Desired Outcome: Increase at least 2%.



STAR Reading and Math


Desired Outcome: GLE increase by 0.3 points



Progress towards

English Proficiency

Desired Outcome: 1% increase



English Learner

Reclassification

Desired Outcome: Increase at least 2%



Credentialed

Teachers

Desired Outcome: 100%



LCAP Goal 3 – CAASPP Metrics

CAASPP - ELA 2022-23

Mid-Year Outcome

JCS (4.28%)



CCS (12.3%)



LACHSA (73.5%)



IPOLY (86.4%)



CAASPP - Math 2022-23

Mid-Year Outcome

JCS (0%)



CCS (0%)



LACHSA (30.5%)



IPOLY (52.4%)



LCAP Goal 3 – Metrics

2022-23 ELPAC

Mid-Year Outcome

English Proficiency (7.6%)



2022-23 EL Reclass

Mid-Year Outcome

2022-23 Reclassification Rate (9.8%)




LCAP Goal 3 – Metrics Math

YTD 2023-24 STAR Math

Mid-Year Outcome

JCS/CCS (Overall 5.5 GLE)



Homeless (5.3)



Hispanic (5.7)



Foster Youth (4.8)



SPED (4.6)



African American (5.0)



EL (4.8)



LCAP Goal 3 – Metrics Reading

YTD 2023-24 STAR Reading

Mid-Year Outcome

JCS/CCS (Overall 5.5 GLE)

Homeless (5.2)



Hispanic (5.5)



Foster Youth (5.2)



SPED (4.8)



African American (5.3)



EL (4.4)



Credentialed Teachers

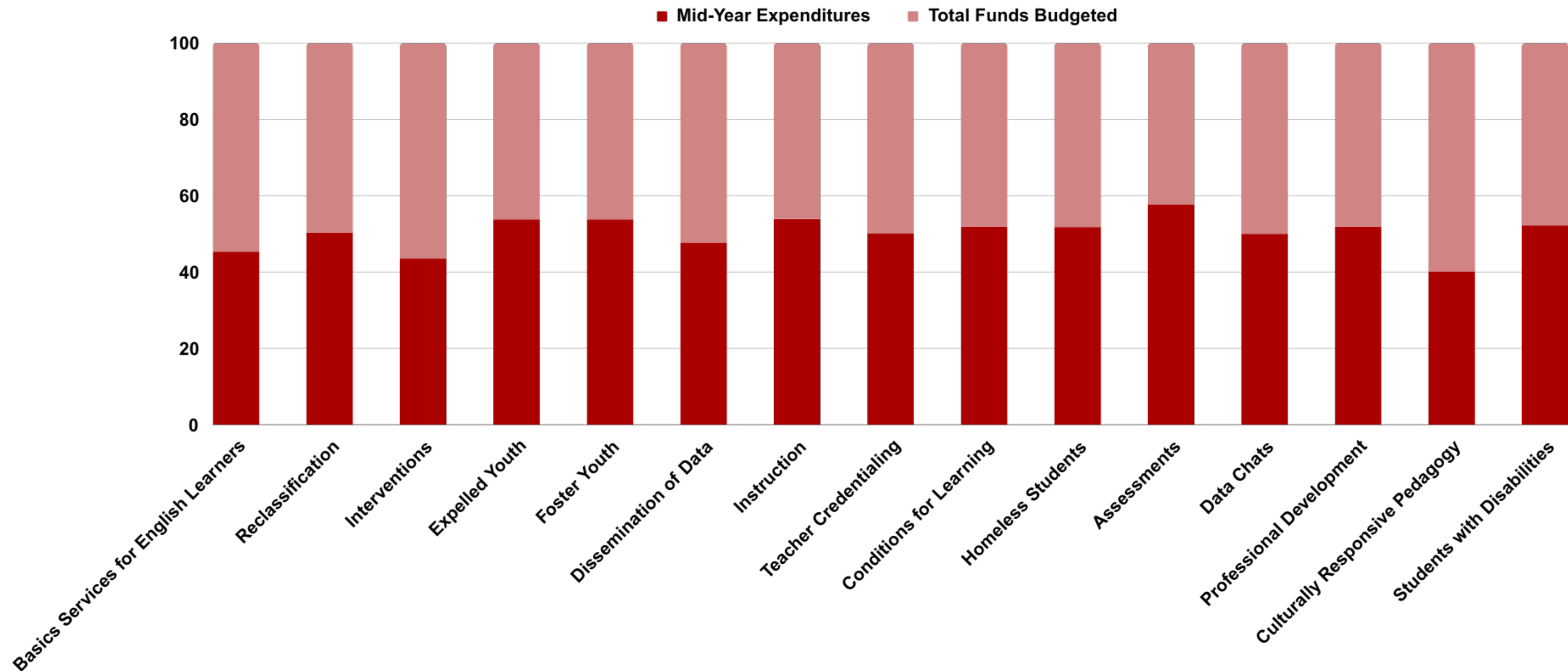


LACOE Goal 3 Unmet Metrics Action Steps

Unmet Metric Outcome	Steps to Address
CAASPP Reading	<ul style="list-style-type: none"> • Implementing Professional Development to support content areas and literacy via the RTSA curriculum • Implementing Professional Development to support content areas and literacy via the intended curriculum for IPOLY and LACHSA.
CAASPP Math	<ul style="list-style-type: none"> • Implementing Professional Development to support math content areas via the RTSA curriculum for JCS and CCS. • Implementing Professional Development to support math content via the intended curriculum for IPOLY and LACHSA.
English Proficiency	<ul style="list-style-type: none"> • Professional Development on ELD Strategies and monitoring of English Learner progress.
STAR Math	<ul style="list-style-type: none"> • Implementing Professional Development to support math content via the RTSA curriculum
STAR Reading	<ul style="list-style-type: none"> • Implementing Professional Development to support content areas and literacy via the RTSA curriculum



LCAP Goal 3 – Actions & Expenditures



Educational Partner Meetings 2023-2024

- Parents
- Students
- Teachers
- Staff
- Administrators
- Community Members
- Probation



Educational Partner Meetings 2023-24*

Educational Partner	Dates
Parent Advisory Committee (PAC)	9/27/2023 11/29/2023 1/11/2024 3/28/2024 5/2/2024
Shared Decision-Making Central Council (SDMCC)	3/13/2024
Teachers/Staff	2/7/2024 2/21/2024 3/20/2024 4/17/2024 5/15/2024
Continuous Improvement/Differentiated Assistance	1/24/2024 2/27/2024
District English Learner Committee (DELAC)	9/27/2023 11/29/2023 1/11/2024 3/28/2024 5/2/2024

Educational Partner	Dates	
Students	No later than March 30, 2024	
Labor Unions	3/29/2024	
SELPA Administrators	4/15/2024	
Administrators	8/27/2024 3/15/2024	
Community Members	4/2/2024	
School Sites – All	2/29/2024 3/7/2024 3/14/2024	3/21/2024 3/28/2024 4/4/2024 4/11/2024
Teachers/Staff Listening Sessions	2/21/2024 3/20/2024	4/17/2024 5/15/2024

*Dates subject to change



LCAP Engagement Methods 2023-24

School	Dates
California Healthy Kids Survey (CHKS)	January 22, 2024 (Student Portal)
California School Staff Survey (CSSS)	February 1, 2024
California School Parent Survey	January 2, 2024
LCFF Indicator Progress Feedback	February 7, 2024
LCAP Engagement	February 20, 2024
Parent Engagement Survey	August 1, 2023- ongoing
PBIS Survey	October 1-31 2023, and May 1-31, 2024
DAS Survey	March 27, 2024



Closing

The past few years, including this year have presented both opportunities and challenges. We celebrate the increased graduation rates, the reopening of Los Padrinos, and the continuity of services.

Despite challenges, LACOE is committed to implementing the LCAP to provide the necessary services to our students. We acknowledge, and sincerely thank, the hard work and dedication of our staff, the support of our parents, and the resilience of our students to continue our reach for excellence.



Questions



Board Meeting – February 13, 2024

Item V. Reports / Study Topics

C. Quarterly Budget Report – 2nd Quarter

The purpose of the 2nd Quarter Budget Report is to provide the Los Angeles County Board of Education with information regarding LACOE's budget as of December 31, 2023.

Grand Total Summary Restricted and Unrestricted	2
Restricted Totals Summary	3
Services to Designated Agencies Part S – Fund 01.7 – Restricted	4
LACOE SELPA and Charter SELPA Part C – Fund 01.3 – Restricted	5
HeadStart – Child Development/State Preschool – Fund 01.2- Restricted	6
Special Projects and Educational Programs Part B/Part C – Fund 01.2/01.3 – Restricted	7
Unrestricted Totals Summary	8
Business & Educational Services Part A – Fund 01.4 – Unrestricted	9
Business & Educational Services Part A – BEST – Unrestricted	10
Entrepreneurial & Designated Services Part O – Fund 01.8 – Unrestricted	11
Juvenile Court Schools Part C – Fund 01.3 – Unrestricted	12
Alternative Education Programs (County Community Schools and Independent Study) Part C – Fund 01.3 - Unrestricted	13
LACHSA Part C – Fund 01.3 – Unrestricted	14
I-POLY Part C – Fund 01.3 – Unrestricted	15
Other Funds	16

**LACOE FY 2023 - 24
Q2 Budget Report
As of December 31, 2023**

**Grand Total Summary
Restricted and Unrestricted**

	Adopted Budget as of 07/01/2023	Adjusted Budget as of 09/30/2023	FY 23-24 1st Interim	Budget Revisions	Current Adjusted Budget as of 12/31/2023
Beginning Balance	211,855,970	211,855,970	211,855,970		211,855,970
REVENUES					
LCFF Sources	170,508,313	175,326,858	188,708,036	0	188,708,036
LCFF Transfers	0	0	0	0	0
Federal Revenue	280,608,632	302,712,823	325,891,447	(6,326,975)	319,564,472
Other State Revenue	44,324,351	56,282,626	61,353,007	1,861,648	63,214,655
Other Local Revenue	119,979,068	164,126,619	164,961,598	979,626	165,941,224
Interfund Transfers In	93,000	93,000	93,000	0	93,000
Contributions - to fund LACOE SELPA	0	0	(1)	1	0
Contributions - other/encroachment	0	0	0	(0)	(0)
COVID Programs Adjustments	0	0	0	0	0
Current Year Revenue	615,513,364	698,541,926	741,007,087	(3,485,700)	737,521,387
EXPENDITURES					
Certificated Salaries	64,817,095	72,700,178	75,691,363	638,447	76,329,810
Classified Salaries	117,235,756	124,561,171	128,275,819	518,863	128,794,682
Employee Benefits	105,529,852	111,922,385	115,787,723	162,515	115,950,238
Books and Supplies	11,645,559	12,121,575	14,336,265	966,061	15,302,326
Services and Other Operating Expenditures	273,163,342	337,968,699	358,574,572	(6,130,058)	352,444,514
Capital Outlay	15,181,816	14,776,588	16,819,629	183,490	17,003,119
Other Outgo - Excluded Indirect Costs Transfers	39,221,209	41,970,590	42,970,590	0	42,970,590
Other Outgo - Transfer of Indirect Costs	(1,308,497)	(3,157,207)	(4,568,819)	1,178,866	(3,389,953)
Interfund Transfers Out	1,265,000	1,265,000	21,265,000	0	21,265,000
Other Uses	0	0	0	0	0
Vacant Positions Savings Adjustments-Estimated Actuals	0	0	(15,293,100)	0	(15,293,100)
COVID Programs Adjustments	0	0	0	0	0
Current Year Expenditure	626,751,132	714,128,979	753,859,042	(2,481,816)	751,377,226
Net of Current Year Revenue & Expenditures	(11,237,768)	(15,587,053)	(12,851,955)	(1,003,884)	(13,855,839)
Projected Ending Balance--Surplus/(Deficit)	200,618,202	196,268,917	199,004,015	(1,003,884)	198,000,131
County School Service Fund					
	Adopted Budget as of 07/01/2023	Adjusted Budget as of 09/30/2023	FY 23-24 1st Interim	Budget Revisions	Current Adjusted Budget as of 12/31/2023
Total Revenues & Other Financing Sources	615,513,364	698,541,926	741,007,087	(3,485,700)	737,521,387
Total Expenditures & Other Financing Uses	626,751,132	714,128,979	753,859,042	(2,481,816)	751,377,226
Net Increase / (Decrease) in Fund Balance	(11,237,768)	(15,587,053)	(12,851,955)	(1,003,884)	(13,855,839)
Estimated Beginning Fund Balance	211,855,970	211,855,970	211,855,970	0	211,855,970
Ending Fund Balance	200,618,202	196,268,917	199,004,015	(1,003,884)	198,000,131
Non spendable (petty cash/stores/prepays)	720,000	720,000	720,000	0	720,000
Restricted	72,803,371	59,963,992	56,493,320	726,858	57,220,178
Assigned (BEST project)	24,000,000	24,000,000	24,000,000	0	24,000,000
Assigned (Part O carryover)	1,000,000	4,500,000	4,500,000	0	4,500,000
Assigned (Differentiated Assistance)	5,000,000	14,500,000	17,284,148	0	17,284,148
Assigned (Debt Service -COP's)	14,325,000	14,325,000	14,325,000	0	14,325,000
Reserve for Economic Uncertainties	62,675,113	71,412,898	75,385,904	(248,181)	75,137,723
Unassigned/Unappropriated	20,094,718	6,847,027	929,484	3,883,598	4,813,082
Total	200,618,202	196,268,917	199,004,015	(1,003,884)	198,000,131
Total Available Reserve by Amount	82,769,831	78,259,925	76,315,388		79,950,805
Total Available Reserve by Percentage	13.21%	10.96%	10.12%		10.64%

**LACOE FY 2023 - 24
Q2 Budget Report
As of December 31, 2023**

**Restricted Totals
Summary**

	Adopted Budget as of 07/01/2023	Adjusted Budget as of 09/30/2023	FY 23-24 1st Interim	Budget Revisions	Current Adjusted Budget as of 12/31/2023
Beginning Balance	77,015,455	77,015,455	77,015,455		77,015,455
REVENUES					
LCFF Sources	0	0	8,120,510	0	8,120,510
LCFF Transfers	7,634,073	7,885,227	0	0	0
Federal Revenue	280,608,632	302,712,823	325,891,447	(6,326,975)	319,564,472
Other State Revenue	41,946,665	53,904,940	58,975,321	1,861,648	60,836,969
Other Local Revenue	21,793,326	65,940,877	66,599,156	569,136	67,168,292
Interfund Transfers In	0	0	0	0	0
Contributions - to fund LACOE SELPA	6,499,812	6,499,812	6,248,658	1,178,146	7,426,804
Contributions - other/encroachment	7,700,000	7,700,000	7,800,000	0	7,800,000
COVID Programs Adjustments	0	0	0	0	0
Current Year Revenue	366,182,508	444,643,679	473,635,092	(2,718,045)	470,917,047
EXPENDITURES					
Certificated Salaries	28,859,005	34,907,974	36,419,257	617,906	37,037,163
Classified Salaries	37,326,765	41,747,020	44,267,782	1,251,935	45,519,717
Employee Benefits	41,376,569	46,258,315	48,223,863	851,775	49,075,638
Books and Supplies	5,320,690	5,886,493	7,969,399	400,873	8,370,272
Services and Other Operating Expenditures	238,521,506	305,249,215	326,463,594	(7,368,277)	319,095,317
Capital Outlay	200,000	428,802	509,568	(12,078)	497,490
Other Outgo - Excluded Indirect Costs Transfers	2,001,208	3,841,601	4,841,601	0	4,841,601
Other Outgo - Transfer of Indirect Costs	16,830,598	23,375,722	25,462,163	812,963	26,275,126
Interfund Transfers Out	0	0	0	0	0
Other Uses	0	0	0	0	0
Vacant Positions Savings Adjustments-Estimated Actuals	0	0	0	0	0
COVID Programs Adjustments	0	0	0	0	0
Current Year Expenditure	370,436,341	461,695,142	494,157,227	(3,444,903)	490,712,324
Net of Current Year Revenue & Expenditures	(4,253,833)	(17,051,463)	(20,522,135)	726,858	(19,795,277)
Projected Ending Balance--Surplus/(Deficit)	72,761,622	59,963,992	56,493,320	726,858	57,220,178

LACOE FY 2023 - 24
Q2 Budget Report
As of December 31, 2023

Services to Designated Agencies
Part S - Fund 01.7 - Restricted

	Adopted Budget as of 07/01/2023	Adjusted Budget as of 09/30/2023	FY 23-24 1st Interim	Budget Revisions	Current Adjusted Budget as of 12/31/2023
REVENUES					
LCFF Sources	0	0	0	0	0
LCFF Transfers	0	0	0	0	0
Federal Revenue	505,751	740,792	740,792	(10,707)	730,085
Other State Revenue	17,332,768	23,918,521	29,253,671	440,316	29,693,987
Other Local Revenue	18,145,104	62,018,729	62,677,008	569,136	63,246,144
Interfund Transfers In	0	0	0	0	0
Contributions - to fund LACOE SELPA	0	0	0	0	0
Contributions - other/encroachment	7,700,000	7,700,000	7,800,000	0	7,800,000
COVID Programs Adjustments	0	0	0	0	0
Current Year Revenue	43,683,623	94,378,042	100,471,471	998,745	101,470,216
EXPENDITURES					
Certificated Salaries	6,741,973	9,623,757	10,088,570	210,193	10,298,763
Classified Salaries	4,264,784	5,087,807	5,380,027	796,463	6,176,490
Employee Benefits	11,440,817	13,105,594	13,521,418	275,661	13,797,079
Books and Supplies	749,821	1,250,695	1,397,861	(38,198)	1,359,663
Services and Other Operating Expenditures	19,037,648	71,757,230	75,670,154	(1,368,516)	74,301,638
Capital Outlay	0	139,944	139,944	(12,078)	127,866
Other Outgo - Excluded Indirect Costs Transfers	2,001,208	2,031,530	3,031,530	0	3,031,530
Other Outgo - Transfer of Indirect Costs	3,285,237	8,268,134	9,087,010	659,516	9,746,526
Interfund Transfers Out	0	0	0	0	0
Other Uses	0	0	0	0	0
Vacant Positions Savings Adjustments-Estimated Actuals	0	0	0	0	0
COVID Programs Adjustments	0	0	0	0	0
Current Year Expenditure	47,521,488	111,264,691	118,316,514	523,041	118,839,555
Net of Current Year Revenue & Expenditures	(3,837,865)	(16,886,649)	(17,845,043)	475,704	(17,369,339)

Includes adjustments that net to zero

	Revenue	Expenditures
<u>Carryover Funds Adjustments: Rolled budgets balances from FY 22-23 to FY 23-24</u>		
ESSER II (Cares Act)	(10,707)	(10,707)
<u>Budget adjustments to align with grant contracts</u>		
California Department of Rehabilitation (DOR) program due to student hours increases	646,151	646,151
California Coalition for Inclusive Learning	542,136	542,136
Learning Communities for School Success Program (LCSSP) - Clinical	504,107	504,107
Stabilization Services (CSS) program		
Expanded Learning Opportunities Grant (ELO)		776
California Community Schools Partnership Program/R-TAC	500,000	500,000
CTE Apprenticeship (formerly 06350 loc 00066xx only)	211,390	(211,390)
Alcohol Tobacco and Other Drugs program	15,000	15,000
Routine Restricted Maintenance		(50,900)
California County Superintendents Arts Initiative program	12,000	9,200
Move Equity Multiplier under Restricted Ed Program	(1,421,332)	(1,421,332)
Total	998,745	523,041

LACOE FY 2023 - 24
Q2 Budget Report
As of December 31, 2023

LACOE SELPA AND CHARTER SELPA

Part C - Fund 01.3 - Restricted

	Adopted Budget as of 07/01/2023	Adjusted Budget as of 09/30/2023	FY 23-24 1st Interim	Budget Revisions	Current Adjusted Budget as of 12/31/2023
Beginning Balance	1,742,554	1,742,554			1,742,554
REVENUES					
LCFF Sources	0	0	8,120,510	0	8,120,510
LCFF Transfers	7,634,073	7,885,227	0	0	0
Federal Revenue	116,271	116,271	116,271	0	116,271
Other State Revenue	2,789,762	2,789,762	2,303,325	0	2,303,325
Other Local Revenue	300,000	300,000	300,000	0	300,000
Interfund Transfers In	0	0	0	0	0
Contributions - to fund LACOE SELPA	6,499,812	6,499,812	6,248,658	1,178,146	7,426,804
Contributions - other/encroachment	0	0	0	0	0
COVID Programs Adjustments	0	0	0	0	0
Current Year Revenue	17,339,918	17,591,072	17,088,764	1,178,146	18,266,910
EXPENDITURES					
Certificated Salaries	7,504,752	7,504,752	7,504,752	473,507	7,978,259
Classified Salaries	2,074,071	2,131,095	2,131,095	105,495	2,236,590
Employee Benefits	4,527,673	4,551,129	4,551,129	311,823	4,862,952
Books and Supplies	199,688	198,688	198,688	(89,524)	109,164
Services and Other Operating Expenditures	1,668,982	1,589,502	1,558,260	40,042	1,629,544
Capital Outlay	0	0	0	0	0
Other Outgo - Excluded Indirect Costs Transfers	0	0	0	0	0
Other Outgo - Transfer of Indirect Costs	1,591,849	1,591,849	1,623,091	85,649	1,677,498
Interfund Transfers Out	0	0	0	0	0
Other Uses	0	0	0	0	0
Vacant Positions Savings Adjustments-Estimated Actuals	0	0	0	0	0
COVID Programs Adjustments	0	0	0	0	0
Current Year Expenditure	17,567,015	17,567,015	17,567,015	926,992	18,494,007
Net of Current Year Revenue & Expenditures	(227,097)	24,057	(478,251)	251,154	(227,097)
Projected Ending Balance--Surplus/(Deficit)	1,515,457	1,766,611	(478,251)	251,154	1,515,457

Includes adjustments that net to zero

	Revenue	Expenditures
Increase contribution from Ed Programs due to salary improvements	926,992	926,992
Increase in Property Tax	251,154	
Total	1,178,146	926,992

LACOE FY 2023 - 24
Q2 Budget Report
As of December 31, 2023

HEADSTART - CHILD DEVELOPMENT / STATE PRESCHOOL

Fund 01.2 - Restricted

	Adopted Budget as of 07/01/2023	Adjusted Budget as of 09/30/2023	FY 23-24 1st Interim	Budget Revisions	Current Adjusted Budget as of 12/31/2023
REVENUES					
LCFF Sources	0	0	0	0	0
LCFF Transfers	0	0	0	0	0
Federal Revenue	183,770,646	200,221,264	220,790,472	0	220,790,472
Other State Revenue	0	0	0	0	0
Other Local Revenue	0	0	0	0	0
Interfund Transfers In	0	0	0	0	0
Contributions - to fund LACOE SELPA	0	0	0	0	0
Contributions - other/encroachment	0	0	0	0	0
COVID Programs Adjustments	0	0	0	0	0
Current Year Revenue	183,770,646	200,221,264	220,790,472	0	220,790,472
EXPENDITURES					
Certificated Salaries	0	0	0	0	0
Classified Salaries	12,712,465	14,066,752	14,221,063	215,992	14,437,055
Employee Benefits	8,024,367	8,680,586	8,787,805	107,398	8,895,203
Books and Supplies	557,450	626,013	651,380	11	651,391
Services and Other Operating Expenditures	159,143,164	171,127,568	190,557,741	(305,340)	190,252,401
Capital Outlay	200,000	100,000	100,000	0	100,000
Other Outgo - Excluded Indirect Costs Transfers	0	1,810,071	1,810,071	0	1,810,071
Other Outgo - Transfer of Indirect Costs	3,133,200	3,810,274	4,662,412	(18,061)	4,644,351
Interfund Transfers Out	0	0	0	0	0
Other Uses	0	0	0	0	0
Vacant Positions Savings Adjustments-Estimated Actuals	0	0	0	0	0
COVID Programs Adjustments	0	0	0	0	0
Current Year Expenditure	183,770,646	200,221,264	220,790,472	0	220,790,472
Net of Current Year Revenue & Expenditures	0	0	0	0	0

Includes adjustments that net to zero

**LACOE FY 2023 - 24
Q2 Budget Report
As of December 31, 2023**

SPECIAL PROJECTS and EDUCATIONAL PROGRAMS *

Part B - Funds 01.2 and Part C - Funds 01.3 Restricted

	Adopted Budget as of 07/01/2023	Adjusted Budget as of 09/30/2023	FY 23-24 1st Interim	Budget Revisions	Current Adjusted Budget as of 12/31/2023
REVENUES					
LCFF Sources	0	0	0	0	0
LCFF Transfers	0	0	0	0	0
Federal Revenue	96,215,964	101,634,496	104,243,912	(6,316,268)	97,927,644
Other State Revenue	21,824,135	27,196,657	27,418,325	1,421,332	28,839,657
Other Local Revenue	3,348,222	3,622,148	3,622,148	0	3,622,148
Interfund Transfers In	0	0	0	0	0
Contributions - to fund LACOE SELPA	0	0	0	0	0
Contributions - other/encroachment	0	0	0	0	0
COVID Programs Adjustments	0	0	0	0	0
Current Year Revenue	121,388,321	132,453,301	135,284,385	(4,894,936)	130,389,449
EXPENDITURES					
Certificated Salaries	14,612,280	17,779,465	18,825,935	(65,794)	18,760,141
Classified Salaries	18,275,445	20,461,366	22,535,597	133,985	22,669,582
Employee Benefits	17,383,712	19,921,006	21,363,511	156,893	21,520,404
Books and Supplies	3,813,731	3,811,097	5,721,470	528,584	6,250,054
Services and Other Operating Expenditures	58,671,712	60,774,915	58,677,439	(5,734,463)	52,942,976
Capital Outlay	0	188,858	269,624	0	269,624
Other Outgo - Excluded Indirect Costs Transfers	0	0	0	0	0
Other Outgo - Transfer of Indirect Costs	8,820,312	9,705,465	10,089,650	85,859	10,175,509
Interfund Transfers Out	0	0	0	0	0
Other Uses	0	0	0	0	0
Vacant Positions Savings Adjustments-Estimated Actuals	0	0	0	0	0
COVID Programs Adjustments	0	0	0	0	0
Current Year Expenditure	121,577,192	132,642,172	137,483,226	(4,894,936)	132,588,290
Net of Current Year Revenue & Expenditures	(188,871)	(188,871)	(2,198,841)	0	(2,198,841)

Includes adjustments that net to zero * Includes: Child Nutrition, Restricted Lottery, ROP Credentials, Supplemental Programs - Specialized Secondary, and LACHSA Foundation.

	Revenue	Expenditures
Elementary and Secondary School Emergency Relief (ESSER III) fund alignment due to carry over	(6,316,268)	(6,316,268)
Transfer LCFF Equity Multiplier funding previously budgeted in Services to Designated agency (Part S)	1,421,332	1,421,332
Total	(4,894,936)	(4,894,936)

LACOE FY 2023 - 24
Q2 Budget Report
As of December 31, 2023

**Unrestricted Totals
Summary**

	Adopted Budget as of 07/01/2023	Adjusted Budget as of 09/30/2023	FY 23-24 1st Interim	Budget Revisions	Current Adjusted Budget as of 12/31/2023
Beginning Balance	134,840,515	134,840,515	134,840,515		134,840,515
REVENUES					
LCFF Sources	170,508,313	175,326,858	180,587,526	0	180,587,526
LCFF Transfers	(7,634,073)	(7,885,227)	0	0	0
Federal Revenue	0	0	0	0	0
Other State Revenue	2,377,686	2,377,686	2,377,686	0	2,377,686
Other Local Revenue	98,185,742	98,185,742	98,362,442	410,490	98,772,932
Interfund Transfers In	93,000	93,000	93,000	0	93,000
Contributions - to fund LACOE SELPA	(6,499,812)	(6,499,812)	(6,248,659)	(1,178,145)	(7,426,804)
Contributions - other/encroachment	(7,700,000)	(7,700,000)	(7,800,000)	(0)	(7,800,000)
COVID Programs Adjustments	0	0	0	0	0
Current Year Revenue	249,330,856	253,898,247	267,371,995	(767,655)	266,604,340
EXPENDITURES					
Certificated Salaries	35,958,090	37,792,204	39,272,106	20,541	39,292,647
Classified Salaries	79,908,991	82,814,151	84,008,037	(733,072)	83,274,965
Employee Benefits	64,153,283	65,664,070	67,563,860	(689,260)	66,874,600
Books and Supplies	6,324,869	6,235,082	6,366,866	565,188	6,932,054
Services and Other Operating Expenditures	34,641,836	32,719,484	32,110,978	1,238,219	33,349,197
Capital Outlay	14,981,816	14,347,786	16,310,061	195,568	16,505,629
Other Outgo - Excluded Indirect Costs Transfers	37,220,001	38,128,989	38,128,989	0	38,128,989
Other Outgo - Transfer of Indirect Costs	(18,139,095)	(26,532,929)	(30,030,982)	365,903	(29,665,079)
Interfund Transfers Out	1,265,000	1,265,000	21,265,000	0	21,265,000
Other Uses	0	0	0	0	0
Vacant Positions Savings Adjustments-Estimated A	0	0	(15,293,100)	0	(15,293,100)
COVID Programs Adjustments	0	0	0	0	0
Current Year Expenditure	256,314,791	252,433,837	259,701,815	963,087	260,664,902
Net of Current Year Revenue & Expenditures	(6,983,935)	1,464,410	7,670,180	(1,730,742)	5,939,438
Projected Ending Balance--Surplus/(Deficit)	127,856,580	136,304,925	142,510,695	(1,730,742)	140,779,953

LACOE FY 2023 - 24
Q2 Budget Report
As of December 31, 2023

Business & Educational Services

Part A - Fund 01.4 - Unrestricted

(Excludes BEST)

	Adopted Budget as of 07/01/2023	Adjusted Budget as of 09/30/2023	FY 23-24 1st Interim	Budget Revisions	Current Adjusted Budget as of 12/31/2023
REVENUES					
LCFF Sources	170,508,313	175,326,858	180,587,526	0	180,587,526
LCFF Transfers	(18,161,557)	(26,153,764)	(20,956,998)	0	(20,956,998)
Federal Revenue	0	0		0	0
Other State Revenue	1,663,211	1,663,211	1,663,211	0	1,663,211
Other Local Revenue	8,445,716	8,445,716	8,545,716	(3,500)	8,542,216
Interfund Transfers In	0	0	0	0	0
Contributions - to fund LACOE SELPA	0	0	0	0	0
Contributions - other/encroachment	(26,929,768)	(20,269,689)	(20,337,032)	(1,178,147)	(21,515,179)
COVID Programs Adjustments	0	0		0	0
Current Year Revenue	135,525,915	139,012,332	149,502,423	(1,181,647)	148,320,776
EXPENDITURES					
Certificated Salaries	15,230,558	16,180,074	15,667,407	(36,765)	15,630,642
Classified Salaries	65,546,384	68,095,666	69,083,683	(912,601)	68,171,082
Employee Benefits	47,343,886	48,236,307	49,442,730	(695,257)	48,747,473
Books and Supplies	4,461,657	4,460,984	4,202,699	488,255	4,690,954
Services and Other Operating Expenditures	11,157,659	9,610,512	9,487,945	996,106	10,484,051
Capital Outlay	1,056,237	579,881	1,029,881	197,712	1,227,593
Other Outgo - Excluded Indirect Costs Transfers	2,220,001	2,957,750	2,957,750	0	2,957,750
Other Outgo - Transfer of Indirect Costs	(24,595,650)	(32,989,484)	(36,494,286)	304,698	(36,189,588)
Interfund Transfers Out	1,265,000	1,265,000	21,265,000	0	21,265,000
Other Uses	0	0	0	0	0
Vacant Positions Savings Adjustments-Estimated Actual	0	0	(15,293,100)	0	(15,293,100)
COVID Programs Adjustments	0	0	0	0	0
Current Year Expenditure	123,685,732	118,396,690	121,349,709	342,148	121,691,857
Net of Current Year Revenue & Expenditures	11,840,183	20,615,642	28,152,714	(1,523,795)	26,628,919

Includes adjustments that net to zero

	Revenue	Expenditures
Budget decrease due to lower chargebacks to charter schools	(3,500)	(3,500)
Increase funding from General Fund to Ed Programs due to salary improvements	(1,178,147)	
Various Budget realignment		40,950
Various chargebacks and Indirect		304,698
Total	(1,181,647)	342,148

LACOE FY 2023 - 24
Q2 Budget Report
As of December 31, 2023

Business & Educational Services
Part A - BEST - Unrestricted

	Adopted Budget as of 07/01/2023	Adjusted Budget as of 09/30/2023	FY 23-24 1st Interim	Budget Revisions	Current Adjusted Budget as of 12/31/2023
REVENUES					
LCFF Sources	0	0	0	0	0
LCFF Transfers	0	0	0	0	0
Federal Revenue	0	0	0	0	0
Other State Revenue	0	0	0	0	0
Other Local Revenue	3,451,437	3,451,437	3,451,437	0	3,451,437
Interfund Transfers In	0	0	0	0	0
Contributions - to fund LACOE SELPA	0	0	0	0	0
Contributions - other/encroachment	0	0	0	0	0
COVID Programs Adjustments	0	0	0	0	0
Current Year Revenue	3,451,437	3,451,437	3,451,437	0	3,451,437
EXPENDITURES					
Certificated Salaries	0	0	0	0	0
Classified Salaries	4,703,923	4,823,348	4,954,274	30,144	4,984,418
Employee Benefits	2,814,942	2,814,942	2,903,776	0	2,903,776
Books and Supplies	89,500	59,669	59,669	(5,000)	54,669
Services and Other Operating Expenditures	1,841,300	1,999,405	1,999,405	(23,000)	1,976,405
Capital Outlay	13,921,655	13,763,981	15,276,256	(2,144)	15,274,112
Other Outgo - Excluded Indirect Costs Transfers	0	0	0	0	0
Other Outgo - Transfer of Indirect Costs	0	0	0	0	0
Interfund Transfers Out	0	0	0	0	0
Other Uses	0	0	0	0	0
Vacant Positions Savings Adjustments-Estimated Actuals	0	0	0	0	0
COVID Programs Adjustments	0	0	0	0	0
Current Year Expenditure	23,371,320	23,461,345	25,193,380	0	25,193,380
Net of Current Year Revenue & Expenditures	(19,919,883)	(20,009,908)	(21,741,943)	0	(21,741,943)

Includes adjustments that net to zero

LACOE FY 2023 - 24
Q2 Budget Report
As of December 31, 2023

Entrepreneurial & Designated Services
Part O - Fund 01.8 - Unrestricted

	Adopted Budget as of 07/01/2023	Adjusted Budget as of 09/30/2023	FY 23-24 1st Interim	Budget Revisions	Current Adjusted Budget as of 12/31/2023
REVENUES					
LCFF Sources	0	0		0	0
LCFF Transfers	0	0		0	0
Federal Revenue	0	0		0	0
Other State Revenue	445,042	445,042	445,042	0	445,042
Other Local Revenue	69,386,760	69,386,760	69,463,460	413,990	69,877,450
Interfund Transfers In	93,000	93,000	93,000	0	93,000
Contributions - to fund LACOE SELPA	0	0	0	0	0
Contributions - other/encroachment	1,881,620	1,881,620	1,881,620	0	1,881,620
COVID Programs Adjustments	0	0	0	0	0
Current Year Revenue	71,806,422	71,806,422	71,883,122	413,990	72,297,112
EXPENDITURES					
Certificated Salaries	4,545,633	4,679,924	5,030,180	149,939	5,180,119
Classified Salaries	6,958,825	7,103,276	7,119,684	64,473	7,184,157
Employee Benefits	5,714,448	5,813,402	5,982,490	(1,803)	5,980,687
Books and Supplies	538,698	456,304	484,365	65,157	549,522
Services and Other Operating Expenditures	14,680,042	14,384,740	13,900,452	281,967	14,182,419
Capital Outlay	3,924	3,924	3,924	0	3,924
Other Outgo - Excluded Indirect Costs Transfers	35,000,000	35,000,000	35,000,000	0	35,000,000
Other Outgo - Transfer of Indirect Costs	3,095,868	3,095,868	3,102,617	61,205	3,163,822
Interfund Transfers Out	0	0	0	0	0
Other Uses	0	0	0	0	0
Vacant Positions Savings Adjustments-Estimated Actuals	0	0	0	0	0
COVID Programs Adjustments	0	0	0	0	0
Current Year Expenditure	70,537,438	70,537,438	70,623,712	620,938	71,244,650
Net of Current Year Revenue & Expenditures	1,268,984	1,268,984	1,259,410	(206,948)	1,052,462

Includes adjustments that net to zero

	Revenue	Expenditures
<u>Budget adjustments to align with contracts</u>		
Center for Distance and Online Learning (CDOL) program	413,990	413,990
Budget increase in Request to Use Beginning Balances (RUBB) for AVID - College and Career Readiness program		206,948
Total	413,990	620,938

LACOE FY 2023 - 24
Q2 Budget Report
As of December 31, 2023

Juvenile Court Schools
Part C - Fund 01.3 - Unrestricted

	Adopted Budget as of 07/01/2023	Adjusted Budget as of 09/30/2023	FY 23-24 1st Interim	Budget Revisions	Current Adjusted Budget as of 12/31/2023
REVENUES					
LCFF Sources	0	0	0	0	0
LCFF Transfers	9,815,536	17,476,554	20,165,015	0	20,165,015
Federal Revenue	0	0	0	0	0
Other State Revenue	79,713	79,713	79,713	0	79,713
Other Local Revenue	808,044	808,044	808,044	0	808,044
Interfund Transfers In	0	0	0	0	0
Contributions - to fund LACOE SELPA	(5,579,586)	(5,579,586)	(5,363,995)	(1,044,814)	(6,408,809)
Contributions - other/encroachment	13,680,911	6,336,044	5,260,138	897,214	6,157,352
COVID Programs Adjustments	0	0	0	0	0
Current Year Revenue	18,804,618	19,120,769	20,948,915	(147,600)	20,801,315
EXPENDITURES					
Certificated Salaries	8,840,111	8,957,622	10,151,042	(1,323)	10,149,719
Classified Salaries	1,320,315	1,344,639	1,386,866	0	1,386,866
Employee Benefits	4,364,028	4,546,206	4,874,908	(401)	4,874,507
Books and Supplies	652,607	659,248	779,175	4,995	784,170
Services and Other Operating Expenditures	2,048,992	2,036,883	2,036,883	(9,395)	2,027,488
Capital Outlay	0	0	0	0	0
Other Outgo - Excluded Indirect Costs Transfers	0	0	0	0	0
Other Outgo - Transfer of Indirect Costs	1,578,565	1,578,565	1,578,565	0	1,578,565
Interfund Transfers Out	0	0	0	0	0
Other Uses	0	0	0	0	0
Vacant Positions Savings Adjustments-Estimated Actuals	0	0	0	0	0
COVID Programs Adjustments	0	0	0	0	0
Current Year Expenditure	18,804,618	19,123,163	20,807,439	(6,124)	20,801,315
Net of Current Year Revenue & Expenditures	0	(2,394)	141,476	(141,476)	0

Includes adjustments that net to zero

	Revenue	Expenditures
Budget transfer from JCS to Alternative Education to cover field trip transportations fees		(3,713)
Paraeducator stipends for participating in RTSA Program from JCS to Alternative Education		(2,411)
Budget realignment from Part A contribution to JCS	897,214	
Increase contribution from JCS to LACOE SELPA	(1,044,814)	
Total	(147,600)	(6,124)

LACOE FY 2023 - 24
Q2 Budget Report
As of December 31, 2023

Alternative Education Programs
(County Community Schools and Independent Study)
Part C - Fund 01.3 - Unrestricted

	Adopted Budget as of 07/01/2023	Adjusted Budget as of 09/30/2023	FY 23-24 1st Interim	Budget Revisions	Current Adjusted Budget as of 12/31/2023
REVENUES					
LCFF Sources	0	0	0	0	0
LCFF Transfers	711,948	791,983	791,983	0	791,983
Federal Revenue	0	0	0	0	0
Other State Revenue	20,655	20,655	20,655	0	20,655
Other Local Revenue	1,395,307	1,395,307	1,395,307	0	1,395,307
Interfund Transfers In	0	0	0	0	0
Contributions - to fund LACOE SELPA	(172,542)	(172,542)	(165,862)	(25,011)	(190,873)
Contributions - other/encroachment	3,357,435	4,042,223	3,576,156	172,613	3,748,769
COVID Programs Adjustments	0	0	0	0	0
Current Year Revenue	5,312,803	6,077,626	5,618,239	147,602	5,765,841
EXPENDITURES					
Certificated Salaries	1,553,641	2,040,655	1,783,733	(28,908)	1,754,825
Classified Salaries	438,167	460,071	471,277	22,110	493,387
Employee Benefits	963,838	1,219,683	1,076,564	8,201	1,084,765
Books and Supplies	205,873	208,563	279,489	(219)	279,270
Services and Other Operating Expenditures	1,678,777	1,504,908	1,504,907	4,941	1,509,848
Capital Outlay	0	0	0	0	0
Other Outgo - Excluded Indirect Costs Transfers	0	171,239	171,239	0	171,239
Other Outgo - Transfer of Indirect Costs	472,507	472,507	472,507	0	472,507
Interfund Transfers Out	0	0	0	0	0
Other Uses	0	0	0	0	0
Vacant Positions Savings Adjustments-Estimated Actuals	0	0	0	0	0
COVID Programs Adjustments	0	0	0	0	0
Current Year Expenditure	5,312,803	6,077,626	5,759,716	6,125	5,765,841
Net of Current Year Revenue & Expenditures	0	0	(141,477)	141,477	0

Includes adjustments that net to zero

	Revenue	Expenditures
Budget realignment from Part A contribution to Alternative Education	172,613	
Increase contribution from Alternative Education to LACOE SELPA due to salary improvements	(25,011)	
Budgets transfer from JCS to Alternative Education to cover field trip transportations fees		3,714
Paraeducator stipends for participating in RTSA Program from JCS to Alternative Education		2,411
Total	147,602	6,125

LACOE FY 2023 - 24
Q2 Budget Report
As of December 31, 2023

LACHSA**Part C - Fund 01.3 - Unrestricted**

	Adopted Budget as of 07/01/2023	Adjusted Budget as of 09/30/2023	FY 23-24 1st Interim	Budget Revisions	Current Adjusted Budget as of 12/31/2023
REVENUES					
LCFF Sources	0	0	0	0	0
LCFF Transfers	0	0	0	0	0
Federal Revenue	0	0	0	0	0
Other State Revenue	85,986	85,986	85,986	0	85,986
Other Local Revenue	7,865,391	7,865,391	7,865,391	0	7,865,391
Interfund Transfers In	0	0	0	0	0
Contributions - to fund LACOE SELPA	(460,113)	(460,113)	(442,331)	(66,667)	(508,998)
Contributions - other/encroachment	206,761	206,761	1,081,384	66,667	1,148,051
COVID Programs Adjustments	0	0		0	0
Current Year Revenue	7,698,025	7,698,025	8,590,430	0	8,590,430
EXPENDITURES					
Certificated Salaries	2,769,205	2,781,073	3,190,431	(61,587)	3,128,844
Classified Salaries	412,318	447,694	435,791	61,987	497,778
Employee Benefits	1,401,614	1,422,062	1,561,124	0	1,561,124
Books and Supplies	256,226	257,776	406,995	0	406,995
Services and Other Operating Expenditures	2,328,109	2,288,309	2,288,309	(400)	2,287,909
Capital Outlay	0	0	0	0	0
Other Outgo - Excluded Indirect Costs Transfers	0	0	0	0	0
Other Outgo - Transfer of Indirect Costs	707,780	707,780	707,780	0	707,780
Interfund Transfers Out	0	0	0	0	0
Other Uses	0	0	0	0	0
Vacant Positions Savings Adjustments-Estimated Actuals	0	0	0	0	0
COVID Programs Adjustments	0	0	0	0	0
Current Year Expenditure	7,875,252	7,904,694	8,590,430	0	8,590,430
Net of Current Year Revenue & Expenditures	(177,227)	(206,669)	0	0	0

Includes adjustments that net to zero

LACOE FY 2023 - 24
Q2 Budget Report
As of December 31, 2023

I-POLY**Part C - Fund 01.3 - Unrestricted**

	Adopted Budget as of 07/01/2023	Adjusted Budget as of 09/30/2023	FY 23-24 1st Interim	Budget Revisions	Current Adjusted Budget as of 12/31/2023
REVENUES					
LCFF Sources	0	0	0	0	0
LCFF Transfers	0	0	0	0	0
Federal Revenue	0	0	0	0	0
Other State Revenue	83,079	83,079	83,079	0	83,079
Other Local Revenue	6,833,087	6,833,087	6,833,087	0	6,833,087
Interfund Transfers In	0	0	0	0	0
Contributions - to fund LACOE SELPA	(287,571)	(287,571)	(276,470)	(41,654)	(318,124)
Contributions - other/encroachment	103,041	103,041	737,733	41,654	779,387
COVID Programs Adjustments	0	0	0	0	0
Current Year Revenue	6,731,636	6,731,636	7,377,429	0	7,377,429
EXPENDITURES					
Certificated Salaries	3,018,942	3,152,856	3,449,313	(815)	3,448,498
Classified Salaries	529,059	539,457	556,462	815	557,277
Employee Benefits	1,550,527	1,611,468	1,722,268	0	1,722,268
Books and Supplies	120,308	132,538	154,474	12,000	166,474
Services and Other Operating Expenditures	906,957	894,727	893,077	(12,000)	881,077
Capital Outlay	0	0	0	0	0
Other Outgo - Excluded Indirect Costs Transfers	0	0	0	0	0
Other Outgo - Transfer of Indirect Costs	601,835	601,835	601,835	0	601,835
Interfund Transfers Out	0	0	0	0	0
Other Uses	0	0	0	0	0
Vacant Positions Savings Adjustments-Estimated Actuals	0	0	0	0	0
COVID Programs Adjustments	0	0	0	0	0
Current Year Expenditure	6,727,628	6,932,881	7,377,429	0	7,377,429
Net of Current Year Revenue & Expenditures	4,008	(201,245)	0	0	0

Includes adjustments that net to zero

**LACOE FY 2023 - 24
Q2 Budget Report
As of December 31, 2023**

Page 16 of 16

OTHER FUNDS

Fund	Title	Beginning Reserves	Revenues	Revenues and Beginning Reserves	Other Restatement and Expenditures	Projected Ending Reserves
17.0	Special Reserve for Other Than Capital Outlay	135,491,550	20,000,000	155,491,550	0	155,491,550
67.1	Retiree Health Benefit Fund	11,493,693	1,258,782	12,752,475	1,003,500	11,748,975
67.3	Workers' Compensation	18,758,173	5,140,530	23,898,703	5,210,530	18,688,173
67.8	Other Claims	400,000	3,966,800	4,366,800	3,896,800	470,000
	Current Adjusted Budget as of 12/31/2023	166,143,417	30,366,112	196,509,529	10,110,830	186,398,699
	FY23-24 1st Interim	166,143,417	30,366,112	196,509,529	10,110,830	186,398,699
	Increase (Decrease)	0	0	0	0	0

FACILITIES AND CAPITAL OUTLAY

35.2	County School Facilities - Modernization	85,821	0	85,821	85,821	(0)
35.3	County School Facilities - New Construction	16,629,431	0	16,629,431	4,232,179	12,397,252
	Current Adjusted Budget as of 12/31/2023	16,715,252	0	16,715,252	4,318,000	12,397,252
	FY23-24 1st Interim	16,715,252	0	16,715,252	4,318,000	12,397,252
	Increase (Decrease)	0	0	0	0	0

SELPA PASS - THROUGH

10.0	Special Education Pass Through	(93,413)	27,284,335	27,190,922	27,190,922	(0)
	Current Adjusted Budget as of 12/31/2023	(93,413)	27,284,335	27,190,922	27,190,922	(0)
	FY23-24 1st Interim	(93,413)	27,284,335	27,190,922	27,190,922	(0)
	Increase (Decrease)	0	0	0	0	0

CHILD DEVELOPMENT / STATE PRESCHOOL

12.0	Child Development/State Preschool	7,823,511	90,554,742	98,378,253	98,004,102	374,151
	Current Adjusted Budget as of 12/31/2023	7,823,511	90,554,742	98,378,253	98,004,102	374,151
	FY23-24 1st Interim	7,823,511	72,283,449	63,507,548	79,732,809	(16,225,261)
	Increase (Decrease)	0	18,271,293	34,870,705	18,271,293	16,599,412

FOREST RESERVE FUND

16.0	Forest Reserve Fund	0	620,000	620,000	620,000	0
	Current Adjusted Budget as of 12/31/2023	0	620,000	620,000	620,000	0
	FY23-24 1st Interim	0	620,000	620,000	620,000	0
	Increase (Decrease)	0	0	0	0	0

SPECIAL RESERVE FUND - CAPITAL OUTLAY PROJECT

40.0	Special Reserve Fund - Capital Outlay Projects	40,428,165	0	40,428,165	10,890,466	29,537,699
	Current Adjusted Budget as of 12/31/2023	40,428,165	0	40,428,165	10,890,466	29,537,699
	FY23-24 1st Interim	40,428,165	0	40,428,165	10,890,466	29,537,699
	Increase (Decrease)	0	0	0	0	0

Major adjustments:

Includes adjustments that net to zero

	Revenues	Expenditures
Fund 12.0 - Budget increases to align with grant letters:		
California State Preschool Program	16,592,173	16,592,173
California State Preschool Program (CSPP) - American Rescue Plan Act (ARPA, AB110)	1,233,860	1,233,860
California State Preschool Program (CSPP) - Quality Rating and Improvement System (QRIS) Block Grant	445,260	445,260
Fund 12.0 Total	18,271,293	18,271,293

Board Meeting – February 13, 2024

Item VI. Consent Calendar Recommendations

A. Acceptance of Project Funds No. 65

The Superintendent recommends that the County Board accept the Extron Classroom AV System Grant. All equipment, training, and support related to this grant are provided free of charge, with no required commitment for future purchases. The Extron system funds will be used to upgrade room 107 in the LACOE Education Center building. The value of components ranges from \$3,800 to \$5,000.

<u>Project</u>	<u>Award Amount</u>	<u>Funding Period</u>
Extron Classroom AV System Grant	\$3,000-\$5,000	1/24/2024 - until exhausted

Board Meeting – February 13, 2024

Item VI. Consent Calendar Recommendations

B. Acceptance of Gifts No. 13

The Superintendent recommends that the County Board accept donations of the following items:

- 1 Pallet = Body wash
- 1 Pallet = Microfiber Towel
- 1 Pallets of Socks, Sizes X-Small to X-Large
- 4 Pallets of Toys for children 0-5 years old:
 - Pallet 1 = 2000pc Puzzle & Card Games
 - Pallet 2 = Dragon 1000pc puzzle
 - Pallet 3 = Experiment Kit & Doll Accessory Set
 - Pallet 4 = Celebration 1000pc Puzzle

Donations items will be provided to Homeless Liaisons in local education agencies (LEAs) across the county. Donations will also be used for participants in the LACOE Homeless Education Distribution Event. Kits will be distributed to students experiencing homelessness from ages 0-22 years old and Special Education. These donations are provided by the Baby2Baby organization with an estimated value of \$50,000.

Item VII. Recommendations

- A. Approval of the Los Angeles County Superintendent of Schools and Los Angeles County Board of Education Joint Board Resolution No. 30: to opt into the provisions set forth by the California Uniform Public Construction Cost Accounting Act (CUPCCAA)

The Superintendent recommends that the County Board adopt Board Resolution No. 30: as part of the regular County Board meeting on Tuesday, February 13, 2024.

Currently, LACOE formally bids all public works (construction) projects that exceed \$15,000 in cost, in compliance with Public Contract Code Section 20111. Alternatively, LACOE has an opportunity to become subject to CUPCCAA as permitted in Public Contract Code Section 22000; which provides for the development of cost accounting standards and an alternative method for bidding public works projects.

The following chart illustrates advantages over the traditional bidding process:

Current Procedures	CUPCCAA Procedures
Informal bidding up to \$15,000	Public project work in the amount of \$60,000 or less may be performed by force account using LACOE's own resources, or by negotiated contract, or by purchase order
	Informal bid procedures are available for projects between \$60,000.01 - \$200,000
Formal bidding over \$15,000	Formal bidding for projects over \$200,000

The benefits to LACOE for participating in CUPCCAA include more efficient and effective procurement solutions. Specifically, under CUPCCAA, LACOE can expedite its procurement process and completion of most projects by several weeks. An added benefit is the option of using in-house staff for projects with an estimated value up to \$60,000.

Next Steps: If approved, the adopted Resolution will be filed with the State Controller and the corresponding LACOE Board Policy and Administrative Regulation will be submitted to the County Board for approval.

**Los Angeles County Superintendent of Schools and Los Angeles County Board of
Education - Joint Board Resolution No. 30**

Resolution to enter into the California Uniform Public Construction Cost
Accounting Act (CUPCCAA)

WHEREAS, prior to the passage of Assembly Bill No. 1666, Chap. 1054, Statutes of 1983, which added Chapter 2, commencing with Section 22000, to Part 3 of Division 2 of the Public Contract Code, existing law did not provide a uniform cost accounting standard for construction work performed or contracted by local public agencies; and

WHEREAS, Public Contract Code Section 22000 et seq., the Uniform Public Construction Cost Accounting Act, establishes such a uniform cost accounting standard; and

WHEREAS, Public Contract Code Section 22003 allows for an entity adopting the Act to make the Act applicable to maintenance and repair work;

WHEREAS, the Commission established under the Act has developed uniform public construction cost accounting procedures for implementation by local public agencies in the performance of or in the contracting for construction of public projects; and

WHEREAS, the Los Angeles County Superintendent of Schools (“Superintendent”) and the Los Angeles County Board of Education (“County Board”) desire to elect and become subject to Uniform Public Construction Cost Accounting Procedures for the purpose of awarding public works and maintenance and repair work contracts as appropriate under these procedures;

WHEREAS, the Los Angeles County Superintendent of Schools and the Los Angeles County Board of Education find that utilizing the procedures outlined by the Uniform Public Construction Cost Accounting Act may save administrative time and expense and will be in its best interest; and

NOW, THEREFORE, BE IT RESOLVED that the Los Angeles County Superintendent of Schools and Los Angeles County Board of Education hereby elects under Public Contract Code Section 22030 to become subject to the uniform public construction cost accounting procedures set forth in the Act and to the Commission’s policies and procedures manual and cost accounting review procedures, as they may each from time to time be amended, and directs that the Superintendent or her procurement designees, notify the State Controller forthwith of this election.

ADOPTED this 13th day of February 2024, by the Los Angeles County Board of Education in Downey, California.

Debra Duardo, M.S.W., Ed.D.
Superintendent

Yvonne Chan, Ed.D.
Board President

Procurement Services

CUPCCAA



Los Angeles County
Office of Education



Current Types of Procurement Services

Bids required >\$15,000 (never adjusted for inflation)

- Construction, Renovation & Repair work

Bids required >\$114,500 (annually adjusted for inflation)


- Equipment, supplies, non-construction work

Request for Proposals (RFP)

- Professional services

What is CUPCCAA?

CALIFORNIA
UNIFORM
PUBLIC
CONSTRUCTION
COST
ACCOUNTING
ACT



An alternative procurement option for construction, renovation, and repair work.

CUPCCAA - Background & Purpose

Uniform Public Construction Cost Accounting Act

- Legislation enacted in 1983, Public Contract Code Section 22000
- Updated methodology on awarding construction projects
- Reduces time and cost of awarding project work
- Expedites project completion



What agencies use CUPCCAA?

1550 agencies registered in the state

Type of Agency	Participants
Cities	289
Counties	45
Community College Districts	67
County Offices of Education	45
School Districts	697
Special Districts	407

Additional Benefits to LACOE *(projects under \$200k)*

Current bid processing

- 6-8 weeks
- \$2,000 in advertising bids per project

CUPCCAA

- Processing time cut in half (2-3 weeks)
- No advertising costs



CUPCCAA – How does it work?

Applies to Public Works Projects

Includes construction, reconstruction, erection, alteration, renovation, improvement, demolition, and repair work involving any publicly owned, leased, or operated facility

Pub. Contract Code § 22002(c)



CUPCCAA – How does it work?

LACOE would create and maintain a list of registered contractors

- **Projects up to \$60,000** – may be performed by staff, negotiated contract, or purchase order.
 - LACOE would request informal quotes from any qualified contractors on the list of registered contractors
- **Projects \$60,000.01 - \$200,000** – Informal bidding procedure permitted
 - LACOE would provide notice to the list of contractors and may also use trade journals to generate additional prospective contractors (as needed), inviting informal bids and would award the work to the lowest responsible bidder
- **Projects over \$200,000** require formal, advertised bidding process

CUPCCAA

Comparison to current process

Current Procedures

Informal bidding up to \$15,000

Formal bidding over \$15,000

CUPCCAA Procedures

Public project work in the amount of \$60,000 or less may be performed by force account using LACOE's own resources, or by negotiated contract, or by purchase order

Informal bid procedures are available for projects between \$60,000.01 - \$200,000

Formal bidding for projects over \$200,000

How to “Opt-In”

- Board must approve by resolution to become subject to the Act
- LACOE files resolution with State Controller
- LACOE becomes subject to the Act
 - Submit Board Policy 3311.1 for Board approval
 - Create & maintain a list of registered contractors with annual outreach



Procurement Services

CUPCCAA



Los Angeles County
Office of Education



Board Meeting – February 13, 2024

Item VIII. Informational Items

- A. Los Angeles County Board of Education Meeting Schedule, Establishment of Meeting Times, Future Agenda Items, and Follow up.

**LOS ANGELES COUNTY
BOARD OF EDUCATION**

MEETING CALENDAR
February 13 - June 30, 2024

FEBRUARY 13 2024	FEBRUARY 20 2024
<p>2:30 p.m. Study Session on Charter Schools: Overview and Discussion of Verified Data for Monitoring Student Academic Growth</p> <p>3:00 Board Meeting</p> <p>Presentation: Introduction of Head Start and Early Learning Division Policy Council Executive Members to the County Board of Education</p> <p>Rpt: Los Angeles County Office of Education – Differentiated Assistance Plan 2023-24 – Update</p> <p>Rpt: Mid-Year Local Control and Accountability Plan (LCAP) Report</p> <p>Rpt: Quarterly Budget Report – 2nd Quarter</p> <p>Consent Rec: Acceptance of Project Funds No. 65</p> <p>Consent Rec: Acceptance of Gifts No. 13</p> <p>Rec: Approval of the Los Angeles County Superintendent of Schools and Los Angeles County Board of Education Joint Board Resolution No. 30: to opt into the provisions set forth by the California Uniform Public Construction Cost Accounting Act (CUPCCAA)</p> <p>Expulsion Appeal</p> <p>1. No. 2324-0005 v. Alhambra USD</p>	<p>2:30 p.m. Study Session: Head Start Policy Council</p> <p>3:00 Board Meeting</p> <p>Public Hearing: Disposal of Textbooks and Instructional Materials for Educational Programs School Sites</p> <p>Rpt: Update on Juvenile Court Schools</p> <p>Rpt: Preview of 2022-23 Annual Report of Performance Data for LACOE-Operated Educational Programs</p> <p>Consent Rec/Bd. Res.: Adoption of Board Resolution No. 31: Read Across America Day, March __, 2024</p> <p>Consent Rec/Bd. Res.: Adoption of Board Resolution No. 32: Anniversary of Boston Massacre and Death of Crispus Attucks, March __, 2024</p> <p>Consent Rec/Bd. Res.: Adoption of Board Resolution No. 33: International Day for the Elimination of Racial Discrimination, March __, 2024</p> <p>Consent Rec/Bd. Res.: Adoption of Board Resolution No. 34: Cesar Chavez Day, March __, 2024</p> <p>Consent Rec/Bd. Res.: Adoption of Board Resolution No. 35: Arts Education Month in California / Youth Arts Month, March 2024</p> <p>Consent Rec/Bd. Res.: Adoption of Board Resolution No. 36: National Nutrition Month, March 2024</p> <p>Consent Rec/Bd. Res.: Adoption of Board Resolution No. 37: National Social Work Month, March 2024</p> <p>Consent Rec/Bd. Res.: Adoption of Board Resolution No. 38: National Women’s History Month, March 2024</p> <p>Consent Rec: Acceptance of Project Funds No. 66</p> <p>Consent Rec: Acceptance of Project Funds No. 67</p> <p>Consent Rec: Acceptance of Project Funds No. 68</p> <p>Consent Rec: Acceptance of Project Funds No. 69</p> <p>Consent Rec: Acceptance of Project Funds No. 70</p> <p>Consent Rec: Acceptance of Project Funds No. 71</p> <p>Consent Rec: Acceptance of Project Funds No. 72</p> <p>Consent Rec: Acceptance of Project Funds No. 73</p> <p>Consent Rec: Acceptance of Project Funds No. 74</p> <p>Consent Rec: Adoption of Board Resolution No. 39: Designation of Applicant’s Agent Resolution for Non-State Agencies</p> <p>Rec: Approval of Educational Programs 2023-24 Textbooks and Instructional Materials Disposal List</p> <p>Interdistrict Attendance Appeal</p> <p>1. Elisa G. T. v. Los Angeles USD (Spanish Interpreter)</p> <p>2. Muamen A. v. Los Angeles USD</p> <p>3. Sumeragne G.v. Los Angeles USD</p> <p>4. Anthony B. v. Los Angeles USD</p> <p>5. Audrina G. P. v. Los Angeles USD</p> <p>6. Re an A.v. Inglewood USD</p> <p>7. Miguel P. v. Inglewood USD</p> <p>8. Dominic G. v. Azusa USD</p> <p>Expulsion Appeal</p> <p>1. <u>No. 2324-0005 v. Alhambra USD</u></p> <p>2. No. 2324-0006 v. ABC USD</p>
<p>**President’s Day – Monday, February 19, 2024</p>	

<p>MARCH 5 - Cancelled 2024 2:30 p.m. Study Session: Charter Schools Renewals 3:00 Board Meeting Rpt: Report on Policies Consent Rec/Bd. Res.: Adoption of Board Resolution No. ____: to establish a week during the Month of April 2024 as Public Schools Month</p> <p>MARCH 12 3:00 Board Meeting Rpt: Second Interim Report 2023-24 (Enclosure) Rpt: Assembly Bill (AB) 922: Los Angeles County Triennial Plan for Expelled Students 2024 (Enclosure) Rpt: Report on Policies Rec: Approval of First Reading of Policies Rec: Approval of Second Interim Financial Report 2023-24 With Attached Staff Report (Enclosure) Interdistrict Attendance Appeal 1. Gabriel B. D. v. Los Angeles USD 2. <u>Sumeragne G. v. Los Angeles USD</u> 3. Juliet L. v. Los Angeles USD 4. Jayda C. v. Los Angeles USD 5. Jacob V. v. Los Angeles USD 6. <u>Wilder H. v. Los Angeles USD</u> 7. <u>Wells H. v. Los Angeles USD</u> 8. <u>Alen A. v. Los Angeles USD</u> 9. Noelle L. v. Bellflower USD 10. Sunny C. T. v. Inglewood USD 11. <u>David T. v. Inglewood USD</u> 12. <u>Jose P. v. Inglewood USD</u> 13. <u>Brooke R. v. Inglewood USD</u> 14. <u>Melanie J. v. Azusa USD</u> 15. Delailah B. v. Azusa USD 16. Julian M. v. Azusa USD 17. Aleyna G. V. Glendora USD 18. Elijah S. v. Lancaster USD</p> <p>**Cesar Chavez Day – Monday, March 25, 2024</p>	<p>MARCH 19 2024 2:30 p.m. Study Session: <u>Los Padrinos JCS</u> 3:00 Board Meeting Presentation: Visual and Performing Arts Presentation Rpt: Update on Juvenile Court Schools Rpt: Head Start/Early Head Start 2023-24 Consolidated Funding Application Rpt: Update on the Business Enhancement System Transformation (BEST) Project Consent Rec/Bd. Res.: Adoption of Board Resolution No. ____: Declaring April as “Sexual Assault Awareness Month” and April ____, 2024 as “Denim Day” at the Los Angeles County Office of Education – Comm Consent Rec/Bd. Res.: Adoption of Board Resolution No. ____: Dolores Huerta Day, April ____, 2024 Consent Rec/Bd. Res.: Adoption of Board Resolution No. ____: Armenian Genocide Remembrance Day, April ____, 2024 Consent Rec/Bd. Res.: Adoption of Board Resolution No. ____: National Child Abuse Prevention Month, April 2024 Consent Rec/Bd. Res.: Adoption of Board Resolution No. 40: Recognizing Earth Day as April ____, 2024 Consent Rec: Adoption of Board Resolution No. ____: National Arab American Heritage Month, April 2024 Consent Rec/Bd. Res.: Adoption of Board Resolution No. ____: to establish a week during the Month of April 2024 as Public Schools Month – Comm Rec/Public Hearing: Adopt the Superintendent’s Recommendation to Approve/Deny the Charter for Top-Notch STEAM Academy, Grades TK-8: Appeal of a Petition to Establish a Charter Previously Denied by Azusa Unified School District Board of Education Rec: Approval of Head Start/Early Head Start 2023-24 Consolidated Funding Application Rec: Approval of First Reading of Policies Rec: Approval of Second Reading and Adoption of Policies Rec: 2022-23 Annual Report of Performance Data for LACOE-Operated Educational Programs with Attached Staff Report</p>
<p>APRIL 2 2024 3:00 Board Meeting Presentation: Recognition of 2023-24 Science and Math Competition and Other Events Rec: Approval of Second Reading and Adoption of Policies</p> <p>APRIL 9 - Cancelled</p>	<p>APRIL 16 2024 2:30 Board Audit Committee Meeting 3:00 Board Meeting Presentation: 2023-24 Los Angeles County Academic Decathlon Winners Rpt: Update on Juvenile Court Schools Rpt: Williams Uniform Complaint Procedure Quarterly Report for Educational Programs, January 1 to March 31, 2024 Consent Rec/Bd. Res.: Adoption of Board Resolution No. ____ to recognize May ____, 2024, as El Dia del Maestro, or Day of the Teacher, in Los Angeles County – Comm Consent Rec/Bd. Res.: Adoption of Board Resolution No. ____ to recognize May ____, 2024 as Classified School Employees Week in Los Angeles County – Comm Consent Rec/Bd. Res.: Adoption of Board Resolution No. ____: May Day, May ____, 2024 Consent Rec: Adoption of Board Resolution No. ____: to recognize May ____, 2024, as National School Nurse Day – CWSS Consent Rec: Adoption of Board Resolution No. ____: to recognize May 2024, as National Foster Care Month – CWSS Consent Rec: Adoption of Board Resolution No. ____: Asian American and Pacific Islander Heritage Month, May 2024 Consent Rec: Adoption of Board Resolution No. ____: to recognize May ____, 2024 as Harvey Milk Day Consent Rec: Adoption of Board Resolution No. ____: National Mental Health Month, May 2024 Rec: Approval of Head Start and Early Learning Division Budget Revision – Non-Federal Match Waiver Request with Attached Staff Report</p>

<p>MAY 7 2024 3:00 Board Meeting Presentation: Day of the Teacher 2024 Rpt: Quarterly Budget Report – 3rd Quarter</p> <p>**Memorial Day – Monday, May 27, 2024</p>	<p>MAY 14 2024 3:00 Board Meeting Presentation: Recognition of Classified School Employees Week Presentation: Recognition of the 2024 Winners of the 19th Annual Los Angeles County Spelling Bee Rpt: Update on Juvenile Court Schools Consent Rec: Approval of Los Angeles County Board of Education Institutional Memberships for the 2024-25 Fiscal Year</p> <p>MAY 21 3:00 Board Meeting Presentation: History Day Awards 2024 Rpt: Local Control and Accountability Plan (LCAP) for Educational Programs Consent Rec: Adoption of Board Resolution No. __: LGBTQ Pride Month, June 2024 Consent Rec: Adoption of Board Resolution No. __: Immigrant Heritage Month, June 2024</p>
<p>JUNE 4 2024 3:00 Board Meeting Rpt: Quarterly Budget Report – Estimated Actuals Rpt: Report on Policies Rpt: Los Angeles County Office of Education’s Proposed Budget 2024-25 (Enclosure) Consent Rec: Approval of Annual Distribution of United States Forest Reserve and Flood Control Funds Consent Rec: Adoption of Board Resolution No. __: Juneteenth, June 19, 2024 Consent Rec: Approval of Re-Issuance of Stale-Dated Warrants Rec: Adoption of Board Resolution No. __: Short-term Cash Loan to School Districts in Los Angeles County – BS Rec: Approval of the Los Angeles County Board of Education Schedule, 2024-2025, Establishment of meeting times, future agenda items, follow up</p> <p>JUNE 11 3:00 Board Meeting Public Hearing: Local Control and Accountability Plan (LCAP) Public Hearing: Public Hearing on the Annual Budget and Service Plans for the Los Angeles County Court Schools Special Education Local Plan Area (LAC Court Schools SELPA) Public Hearing: 2024-25 Proposed Budget Rec: Approval of First Reading of Policies Rec: Annual Budget and Service Plans for the Los Angeles County Court Schools Special Education Local Plan Area (LAC Court Schools SELPA)</p> <p>**Juneteenth Day – Wednesday, June 19, 2024</p>	<p>JUNE 18 2024 3:00 Board Meeting Presentation: Academic Bowl 2024 Rpt: Update on Juvenile Court Schools Consent Rec: Adoption of Board Resolution No. __: 2024-25 on how funds received from the Education Protection act shall be spent as required by Article XIII, Section 36 of the California Constitution (EPA) – BS Rec: Approval of Second Reading and Adoption of Policies Rec: Adoption of Local Control Accountability Plan (LCAP) Rec: Adoption of 2024-25 Proposed Budget Rec: Los Angeles County Office of Education – Differentiated Assistance Plan 2024-25</p>